

# ZAANDAM

## DECK PLANS & STATEROOMS

The deck plans are color-coded by category of stateroom, and the category letter precedes the stateroom number in each room. All staterooms are equipped with flat-panel television, DVD player, telephone and multichannel music.

**Important Note:** Not all staterooms within each category have the same furniture configuration and/or facilities. Appropriate symbols within the rooms on the deck plans describe differences from the stateroom descriptions below.

All information is subject to change.

### STATEROOM SYMBOL LEGEND

- Quad (2 lower beds, 1 sofa bed, 1 upper)
- Triple (2 lower beds, 1 sofa bed)
- ☆ 2 lower beds not convertible to a queen-size
- △ Partial sea view
- X Fully obstructed view
- \* Shower only
- Bathtub & shower
- + Connecting rooms
- ◇ These staterooms have portholes instead of windows

### ACCESSIBILITY STATEROOM SYMBOL LEGEND

- ♿ Suites B7088, B7087, B6228 & B6225 and stateroom EE3429 are fully accessible, roll-in shower only
- ▼ Suite SA7034 is fully accessible with single side approach to the bed, bathtub & roll-in shower. Staterooms DA6104, G1805 & G1804 are fully accessible with single side approach to the bed, roll-in shower only.
- ★ Staterooms EE3396, EE3391, HH3431, HH3430, E2702, L2700, J2555, J2554, G2500, FF1964, FF1955, G1807 & G1806 are ambulatory accessible, roll-in shower only

For more information regarding accessibility features on our ships please visit the [Accessible Cruising](#) section of our website.

### OCEAN-VIEW STATEROOMS

□ D □ E □ EE □ F □ FF

**Large:** 2 lower beds convertible to 1 queen-size bed, bathtub & shower. Approximately 140–319 sq. ft.

■ G

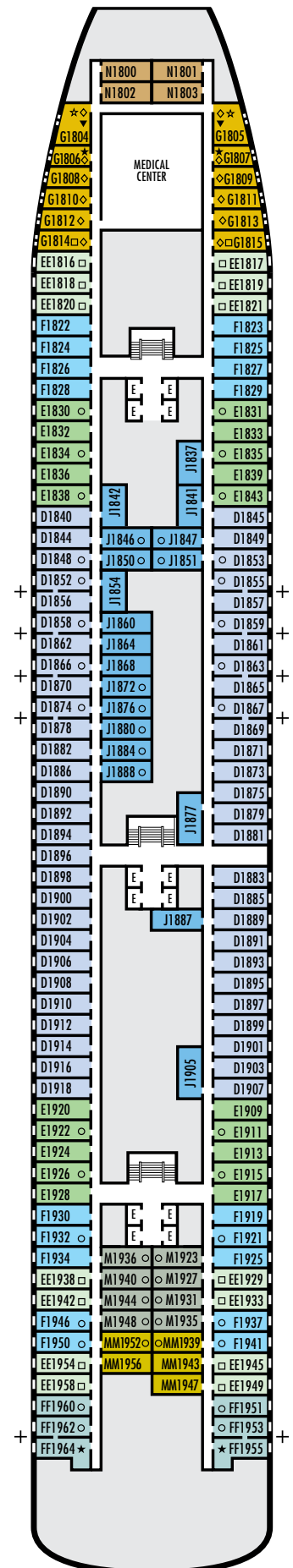
**Large:** 2 lower beds convertible to 1 queen-size bed, bathtub & shower. All G-category staterooms have portholes. Approximately 140–319 sq. ft.

### INTERIOR STATEROOMS

□ J □ M □ MM □ N

**Large:** 2 lower beds convertible to 1 queen-size bed, 1 sofa bed, shower. Approximately 182–293 sq. ft.

## DECK 1—DOLPHIN DECK Staterooms 1800–1964



Dolphin Deck

# ZAANDAM

## DECK PLANS & STATEROOMS

The deck plans are color-coded by category of stateroom, and the category letter precedes the stateroom number in each room. All staterooms are equipped with flat-panel television, DVD player, telephone and multichannel music.

**Important Note:** Not all staterooms within each category have the same furniture configuration and/or facilities. Appropriate symbols within the rooms on the deck plans describe differences from the stateroom descriptions below.

All information is subject to change.

### STATEROOM SYMBOL LEGEND

- Quad (2 lower beds, 1 sofa bed, 1 upper)
- Triple (2 lower beds, 1 sofa bed)
- ☆ 2 lower beds not convertible to a queen-size
- △ Partial sea view
- × Fully obstructed view
- \* Shower only
- Bathtub & shower
- + Connecting rooms
- ◇ These staterooms have portholes instead of windows

### ACCESSIBILITY STATEROOM SYMBOL LEGEND

- ♿ Suites B7088, B7087, B6228 & B6225 and stateroom EE3429 are fully accessible, roll-in shower only
- ▼ Suite SA7034 is fully accessible with single side approach to the bed, bathtub & roll-in shower. Staterooms DA6104, G1805 & G1804 are fully accessible with single side approach to the bed, roll-in shower only.
- ★ Staterooms EE3396, EE3391, HH3431, HH3430, E2702, L2700, J2555, J2554, G2500, FF1964, FF1955, G1807 & G1806 are ambulatory accessible, roll-in shower only

For more information regarding accessibility features on our ships please visit the [Accessible Cruising](#) section of our website.

### OCEAN-VIEW STATEROOMS

**C**  
**Large:** 2 lower beds convertible to 1 queen-size bed, shower.  
Approximately 140–319 sq. ft.

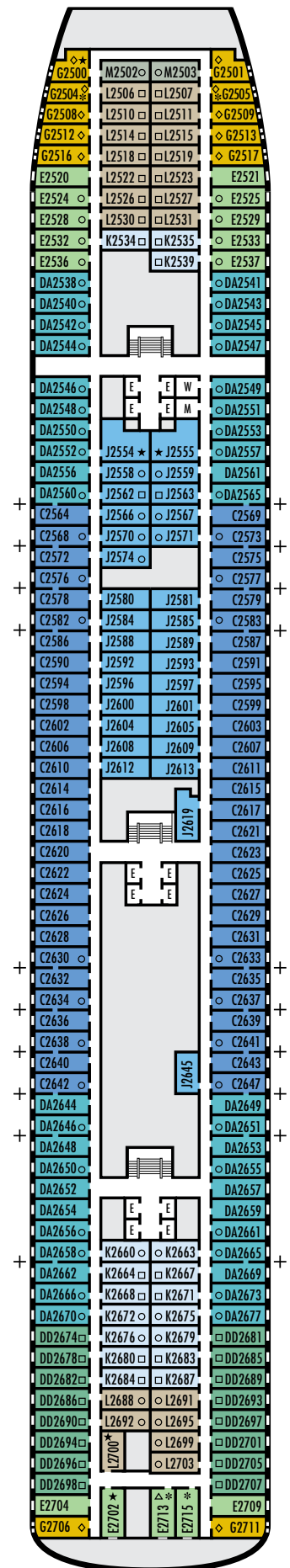
**DA DD E**  
**Large:** 2 lower beds convertible to 1 queen-size bed, bathtub & shower.  
Approximately 140–319 sq. ft.

**G**  
**Large:** 2 lower beds convertible to 1 queen-size bed, bathtub & shower. All G-category staterooms have portholes.  
Approximately 140–319 sq. ft.

### INTERIOR STATEROOMS

**J K L M**  
**Large:** 2 lower beds convertible to 1 queen-size bed, shower.  
Approximately 182–293 sq. ft.

## DECK 2—MAIN DECK Staterooms 2500–2715



Main Deck



## ZAANDAM

### DECK PLANS & STATEROOMS

The deck plans are color-coded by category of stateroom, and the category letter precedes the stateroom number in each room. All staterooms are equipped with flat-panel television, DVD player, telephone and multichannel music.

**Important Note:** Not all staterooms within each category have the same furniture configuration and/or facilities. Appropriate symbols within the rooms on the deck plans describe differences from the stateroom descriptions below.

All information is subject to change.

#### STATEROOM SYMBOL LEGEND

- Quad (2 lower beds, 1 sofa bed, 1 upper)
- Triple (2 lower beds, 1 sofa bed)
- ☆ 2 lower beds not convertible to a queen-size
- △ Partial sea view
- × Fully obstructed view
- \* Shower only
- Bathtub & shower
- + Connecting rooms
- ◇ These staterooms have portholes instead of windows

#### ACCESSIBILITY STATEROOM SYMBOL LEGEND

- ♿ Suites B7088, B7087, B6228 & B6225 and stateroom EE3429 are fully accessible, roll-in shower only
- ▼ Suite SA7034 is fully accessible with single side approach to the bed, bathtub & roll-in shower. Staterooms DA6104, G1805 & G1804 are fully accessible with single side approach to the bed, roll-in shower only.
- ★ Staterooms EE3396, EE3391, HH3431, HH3430, E2702, L2700, J2555, J2554, G2500, FF1964, FF1955, G1807 & G1806 are ambulatory accessible, roll-in shower only

For more information regarding accessibility features on our ships please visit the [Accessible Cruising](#) section of our website.

#### OCEAN-VIEW STATEROOMS

■ D ■ E ■ EE

**Large:** 2 lower beds convertible to 1 queen-size bed, bathtub & shower. Approximately 140–319 sq. ft.

■ H ■ HH

**Large:** 2 lower beds convertible to 1 queen-size bed, bathtub & shower. All H-category staterooms have partial sea views. All HH-category staterooms have fully obstructed views. Approximately 140–319 sq. ft.

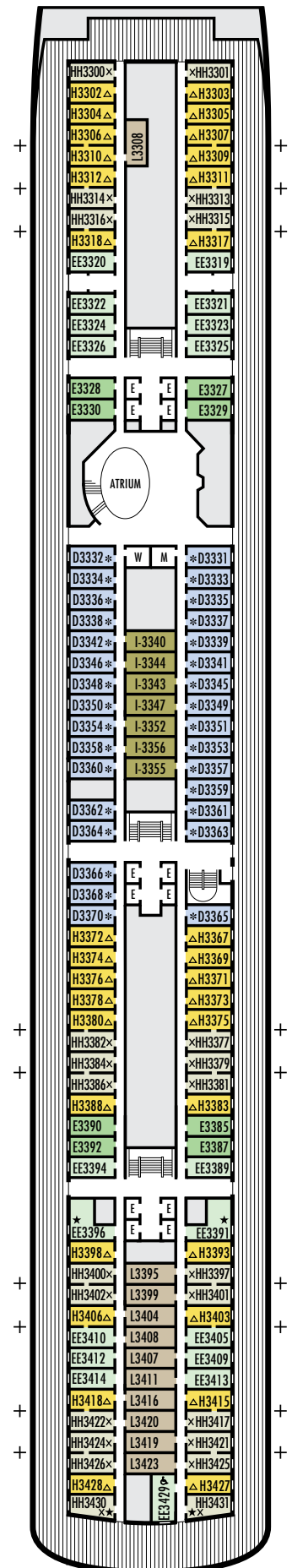
#### INTERIOR STATEROOMS

■ I ■ L

**Large:** 2 lower beds convertible to 1 queen-size bed, shower. Approximately 182–293 sq. ft.

## DECK 3—LOWER PROMENADE DECK

Staterooms 3300–3431



Lower Promenade Deck

## ZAANDAM

### DECK PLANS & STATEROOMS

The deck plans are color-coded by category of stateroom, and the category letter precedes the stateroom number in each room. All staterooms are equipped with flat-panel television, DVD player, telephone and multichannel music.

**Important Note:** Not all staterooms within each category have the same furniture configuration and/or facilities. Appropriate symbols within the rooms on the deck plans describe differences from the stateroom descriptions below.

All information is subject to change.

#### STATEROOM SYMBOL LEGEND

- Quad (2 lower beds, 1 sofa bed, 1 upper)
- Triple (2 lower beds, 1 sofa bed)
- ☆ 2 lower beds not convertible to a queen-size
- △ Partial sea view
- × Fully obstructed view
- \* Shower only
- Bathtub & shower
- + Connecting rooms
- ◇ These staterooms have portholes instead of windows

#### ACCESSIBILITY STATEROOM SYMBOL LEGEND

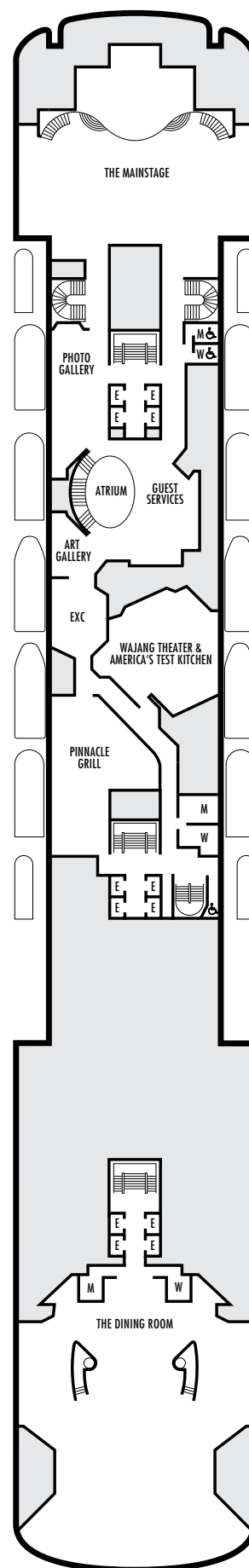
- ♿ Suites B7088, B7087, B6228 & B6225 and stateroom EE3429 are fully accessible, roll-in shower only
- ▼ Suite SA7034 is fully accessible with single side approach to the bed, bathtub & roll-in shower. Staterooms DA6104, G1805 & G1804 are fully accessible with single side approach to the bed, roll-in shower only.
- ★ Staterooms EE3396, EE3391, HH3431, HH3430, E2702, L2700, J2555, J2554, G2500, FF1964, FF1955, G1807 & G1806 are ambulatory accessible, roll-in shower only

For more information regarding accessibility features on our ships please visit the [Accessible Cruising](#) section of our website.



Promenade Deck

### DECK 4—PROMENADE DECK



## ZAANDAM

### DECK PLANS & STATEROOMS

The deck plans are color-coded by category of stateroom, and the category letter precedes the stateroom number in each room. All staterooms are equipped with flat-panel television, DVD player, telephone and multichannel music.

**Important Note:** Not all staterooms within each category have the same furniture configuration and/or facilities. Appropriate symbols within the rooms on the deck plans describe differences from the stateroom descriptions below.

All information is subject to change.

#### STATEROOM SYMBOL LEGEND

- Quad (2 lower beds, 1 sofa bed, 1 upper)
- Triple (2 lower beds, 1 sofa bed)
- ☆ 2 lower beds not convertible to a queen-size
- △ Partial sea view
- × Fully obstructed view
- \* Shower only
- Bathtub & shower
- + Connecting rooms
- ◇ These staterooms have portholes instead of windows

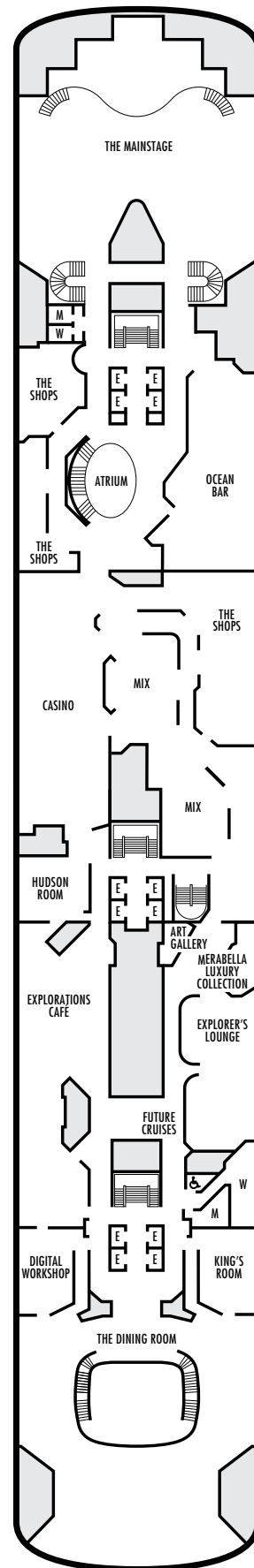
#### ACCESSIBILITY STATEROOM SYMBOL LEGEND

- ♿ Suites B7088, B7087, B6228 & B6225 and stateroom EE3429 are fully accessible, roll-in shower only
- ▼ Suite SA7034 is fully accessible with single side approach to the bed, bathtub & roll-in shower. Staterooms DA6104, G1805 & G1804 are fully accessible with single side approach to the bed, roll-in shower only.
- ★ Staterooms EE3396, EE3391, HH3431, HH3430, E2702, L2700, J2555, J2554, G2500, FF1964, FF1955, G1807 & G1806 are ambulatory accessible, roll-in shower only

For more information regarding accessibility features on our ships please visit the [Accessible Cruising](#) section of our website.



Upper Promenade Deck



## ZAANDAM

### DECK PLANS & STATEROOMS

The deck plans are color-coded by category of stateroom, and the category letter precedes the stateroom number in each room. All staterooms are equipped with flat-panel television, DVD player, telephone and multichannel music.

**Important Note:** Not all staterooms within each category have the same furniture configuration and/or facilities. Appropriate symbols within the rooms on the deck plans describe differences from the stateroom descriptions below.

All information is subject to change.

### STATEROOM SYMBOL LEGEND

- Quad (2 lower beds, 1 sofa bed, 1 upper)
- Triple (2 lower beds, 1 sofa bed)
- ☆ 2 lower beds not convertible to a queen-size
- △ Partial sea view
- X Fully obstructed view
- \* Shower only
- Bathtub & shower
- + Connecting rooms
- ◇ These staterooms have portholes instead of windows

### ACCESSIBILITY STATEROOM SYMBOL LEGEND

- ♿ Suites B7088, B7087, B6228 & B6225 and stateroom EE3429 are fully accessible, roll-in shower only
- ▼ Suite SA7034 is fully accessible with single side approach to the bed, bathtub & roll-in shower. Staterooms DA6104, G1805 & G1804 are fully accessible with single side approach to the bed, roll-in shower only.
- ★ Staterooms EE3396, EE3391, HH3431, HH3430, E2702, L2700, J2555, J2554, G2500, FF1964, FF1955, G1807 & G1806 are ambulatory accessible, roll-in shower only

For more information regarding accessibility features on our ships please visit the [Accessible Cruising](#) section of our website.

### VERANDAH SUITES

■ A ■ AA ■ B

**Vista Suites:** 2 lower beds convertible to 1 queen-size bed, whirlpool bath & shower, sitting area, private verandah, mini-bar, refrigerator, floor-to-ceiling windows.  
Approximately 297–379 sq. ft. including verandah.

### OCEAN-VIEW STATEROOMS

■ DA

**Large:** 2 lower beds convertible to 1 queen-size bed, bathtub & shower.  
Approximately 140–319 sq. ft.

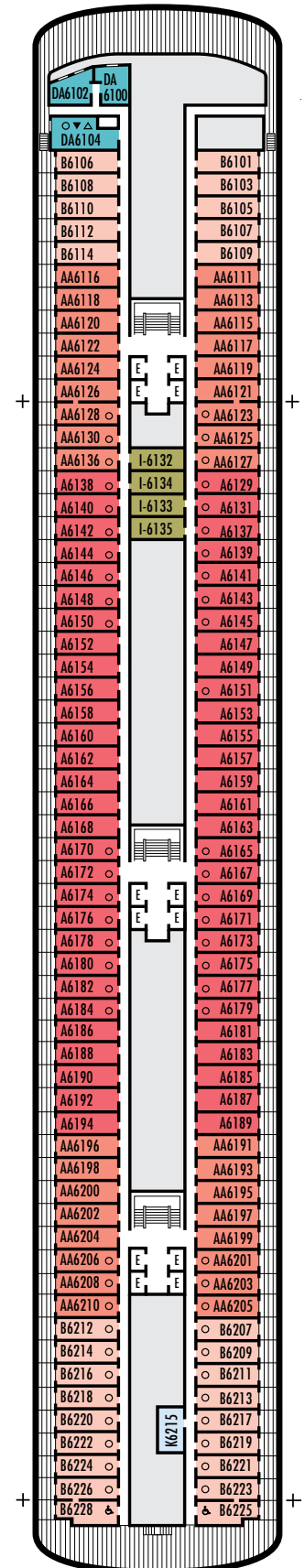
### INTERIOR STATEROOMS

■ I ■ K

**Large:** 2 lower beds convertible to 1 queen-size bed, shower.  
Approximately 182–293 sq. ft.



Verandah Deck



# ZAANDAM

## DECK PLANS & STATEROOMS

The deck plans are color-coded by category of stateroom, and the category letter precedes the stateroom number in each room. All staterooms are equipped with flat-panel television, DVD player, telephone and multichannel music.

**Important Note:** Not all staterooms within each category have the same furniture configuration and/or facilities. Appropriate symbols within the rooms on the deck plans describe differences from the stateroom descriptions below.

All information is subject to change.

### STATEROOM SYMBOL LEGEND

- Quad (2 lower beds, 1 sofa bed, 1 upper)
- Triple (2 lower beds, 1 sofa bed)
- ☆ 2 lower beds not convertible to a queen-size
- △ Partial sea view
- X Fully obstructed view
- \* Shower only
- Bathtub & shower
- + Connecting rooms
- ◇ These staterooms have portholes instead of windows

### ACCESSIBILITY STATEROOM SYMBOL LEGEND

- ♿ Suites B7088, B7087, B6228 & B6225 and stateroom EE3429 are fully accessible, roll-in shower only
- ▼ Suite SA7034 is fully accessible with single side approach to the bed, bathtub & roll-in shower. Staterooms DA6104, G1805 & G1804 are fully accessible with single side approach to the bed, roll-in shower only.
- ★ Staterooms EE3396, EE3391, HH3431, HH3430, E2702, L2700, J2555, J2554, G2500, FF1964, FF1955, G1807 & G1806 are ambulatory accessible, roll-in shower only

For more information regarding accessibility features on our ships please visit the [Accessible Cruising](#) section of our website.

## VERANDAH SUITES

### PS

**Pinnacle Suite:** Bedroom with 1 king-size bed, oversized whirlpool bath & shower, living room, dining room, dressing room, private verandah, pantry, 1 sofa bed for 2 persons, mini-bar, refrigerator, guest toilet, floor-to-ceiling windows. Approximately 1,296 sq. ft. including verandah.

### SA SB

**Neptune Suites:** 2 lower beds convertible to 1 king-size bed, whirlpool bath & shower, large sitting area, dressing room, private verandah, 1 sofa bed for 2 persons, mini-bar, refrigerator, floor-to-ceiling windows. Approximately 558–566 sq. ft. including verandah.

### A AA B BB BC

**Vista Suites:** 2 lower beds convertible to 1 queen-size bed, 1 sofa bed, whirlpool bath & shower, sitting area, private verandah, mini-bar, refrigerator, floor-to-ceiling windows. Approximately 297–379 sq. ft. including verandah.

## OCEAN-VIEW STATEROOMS

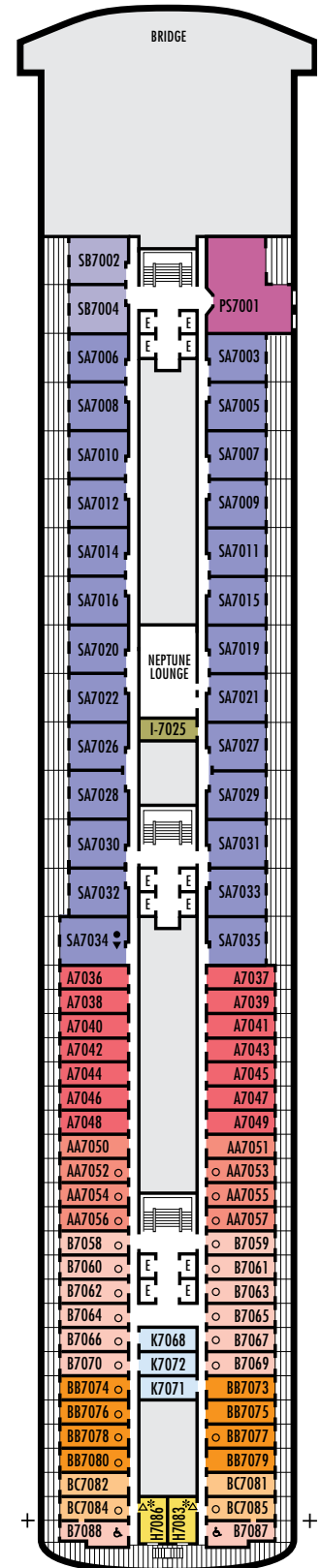
### H

**Large:** 2 lower beds convertible to 1 queen-size bed, bathtub & shower. All H-category staterooms have partial sea views. Approximately 140–319 sq. ft.

## INTERIOR STATEROOMS

### K

**Large:** 2 lower beds convertible to 1 queen-size bed, shower. Approximately 182–293 sq. ft.



Navigation Deck

## ZAANDAM

### DECK PLANS & STATEROOMS

The deck plans are color-coded by category of stateroom, and the category letter precedes the stateroom number in each room. All staterooms are equipped with flat-panel television, DVD player, telephone and multichannel music.

**Important Note:** Not all staterooms within each category have the same furniture configuration and/or facilities. Appropriate symbols within the rooms on the deck plans describe differences from the stateroom descriptions below.

All information is subject to change.

#### STATEROOM SYMBOL LEGEND

- Quad (2 lower beds, 1 sofa bed, 1 upper)
- Triple (2 lower beds, 1 sofa bed)
- ☆ 2 lower beds not convertible to a queen-size
- △ Partial sea view
- × Fully obstructed view
- \* Shower only
- Bathtub & shower
- + Connecting rooms
- ◇ These staterooms have portholes instead of windows

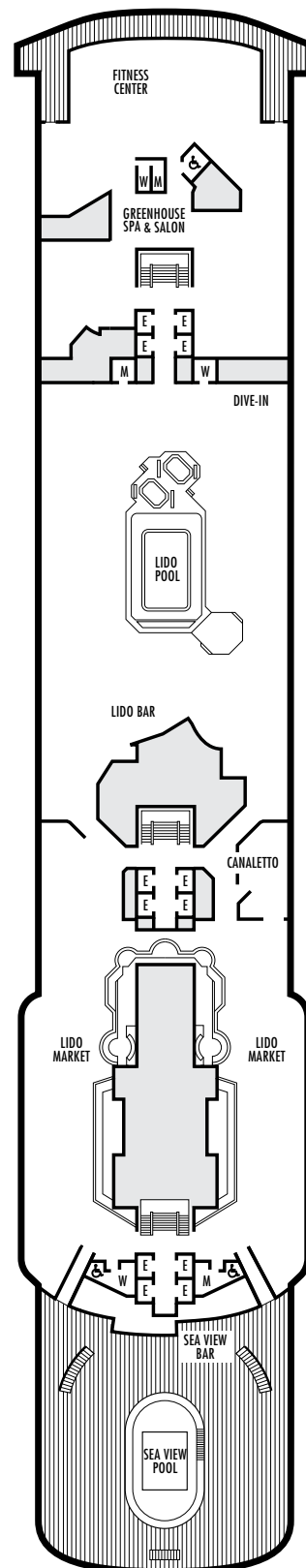
#### ACCESSIBILITY STATEROOM SYMBOL LEGEND

- ♿ Suites B7088, B7087, B6228 & B6225 and stateroom EE3429 are fully accessible, roll-in shower only
- ▼ Suite SA7034 is fully accessible with single side approach to the bed, bathtub & roll-in shower. Staterooms DA6104, G1805 & G1804 are fully accessible with single side approach to the bed, roll-in shower only.
- ★ Staterooms EE3396, EE3391, HH3431, HH3430, E2702, L2700, J2555, J2554, G2500, FF1964, FF1955, G1807 & G1806 are ambulatory accessible, roll-in shower only

For more information regarding accessibility features on our ships please visit the [Accessible Cruising](#) section of our website.



Lido Deck





## ZAANDAM

### DECK PLANS & STATEROOMS

The deck plans are color-coded by category of stateroom, and the category letter precedes the stateroom number in each room. All staterooms are equipped with flat-panel television, DVD player, telephone and multichannel music.

**Important Note:** Not all staterooms within each category have the same furniture configuration and/or facilities. Appropriate symbols within the rooms on the deck plans describe differences from the stateroom descriptions below.

All information is subject to change.

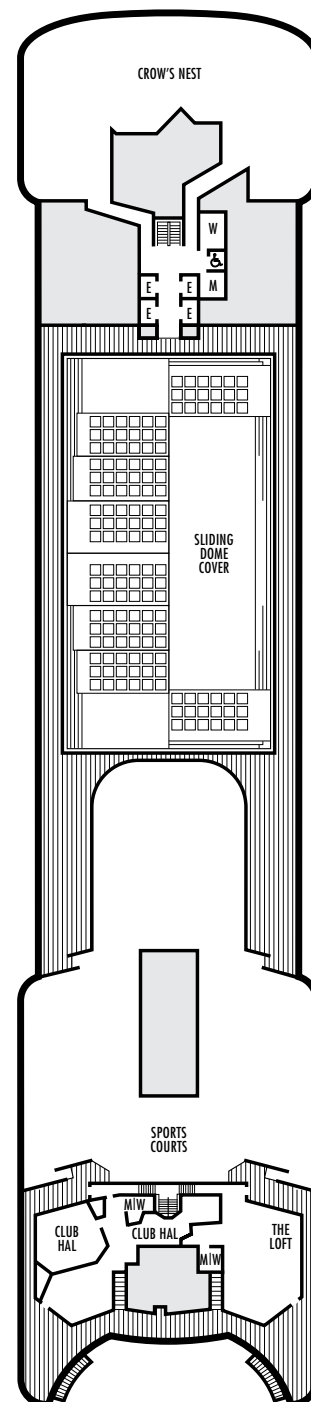
#### STATEROOM SYMBOL LEGEND

- Quad (2 lower beds, 1 sofa bed, 1 upper)
- Triple (2 lower beds, 1 sofa bed)
- ☆ 2 lower beds not convertible to a queen-size
- △ Partial sea view
- × Fully obstructed view
- \* Shower only
- Bathtub & shower
- + Connecting rooms
- ◇ These staterooms have portholes instead of windows

#### ACCESSIBILITY STATEROOM SYMBOL LEGEND

- ♿ Suites B7088, B7087, B6228 & B6225 and stateroom EE3429 are fully accessible, roll-in shower only
- ▼ Suite SA7034 is fully accessible with single side approach to the bed, bathtub & roll-in shower. Staterooms DA6104, G1805 & G1804 are fully accessible with single side approach to the bed, roll-in shower only.
- ★ Staterooms EE3396, EE3391, HH3431, HH3430, E2702, L2700, J2555, J2554, G2500, FF1964, FF1955, G1807 & G1806 are ambulatory accessible, roll-in shower only

For more information regarding accessibility features on our ships please visit the [Accessible Cruising](#) section of our website.



Sports Deck

