

## PRINSENDAM

### DECK PLANS & STATEROOMS

The deck plans are color-coded by category of stateroom, and the category letter precedes the stateroom number in each room. All staterooms are equipped with flat-panel television, DVD player, mini-bar, telephone and multichannel music.

**Important Note:** Not all staterooms within each category have the same furniture configuration and/or facilities. Appropriate symbols within the rooms on the deck plans describe differences from the stateroom descriptions below.

All information is subject to change.

### STATEROOM SYMBOL LEGEND

- Triple (2 lower beds, 1 sofa bed)
- ☆ 2 lower beds that do not convert to 1 king-size bed
- 1 king-size bed that does not convert to 2 lower beds
- △ Partial sea view
- + Connecting rooms through an adjoining private corridor
- \* Shower only
- Bathtub & shower
- ❖ These staterooms do not have walk-in closets
- ◇ These staterooms have portholes instead of windows

### STATEROOM SYMBOL LEGEND

- ♿ Suites SS038 & SS039 are fully accessible, shower only & have walk-in closets. Staterooms F420, F423, F426 & F429 are fully accessible, roll-in shower only & do not have walk-in closets.
- ▼ Staterooms AA200 & AA201 are fully accessible with single side approach to the bed, roll-in shower only & do not have walk-in closets
- ★ Staterooms K225 & K226 are wheelchair accessible, roll-in shower only & have walk-in closets

For more information regarding accessibility features on our ships please visit the [Accessible Cruising](#) section of our website.

### OCEAN-VIEW STATEROOMS

D F G H

**Large:** 2 lower beds convertible to 1 king-size bed, walk-in closet, bathtub & shower or shower only.  
Approximately 156–205 sq. ft.

### INTERIOR STATEROOMS

M MM N

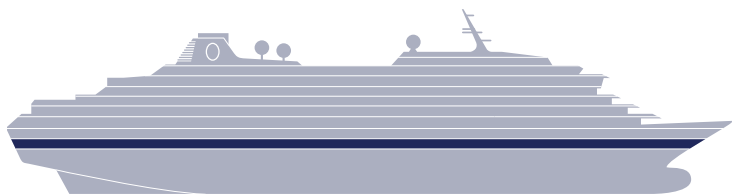
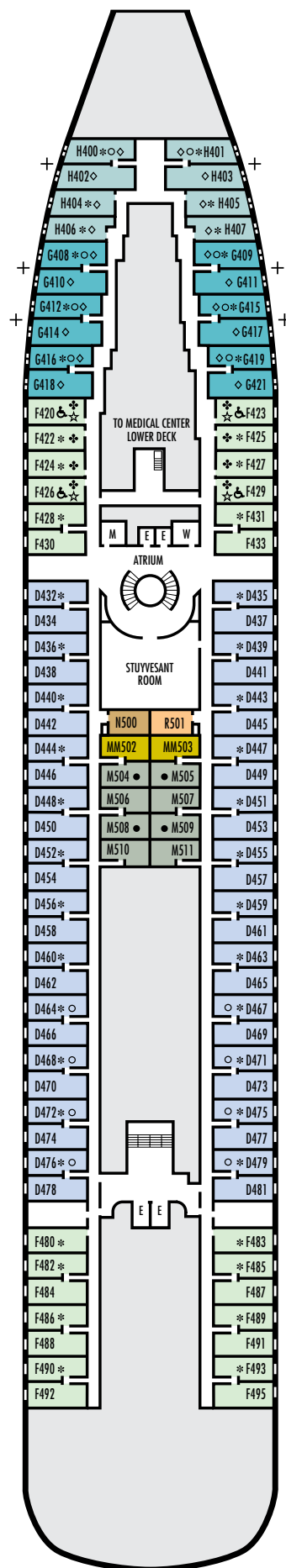
**Standard:** 2 lower beds that do not convert to 1 king-size bed, walk-in closet, shower.  
Approximately 150–269 sq. ft.

R

**Single:** 1 lower bed, walk-in closet, shower.  
Approximately 150–269 sq. ft.

## DECK 5—DOLPHIN DECK

Staterooms 400–511



Dolphin Deck

# PRINSENDAM

## DECK PLANS & STATEROOMS

The deck plans are color-coded by category of stateroom, and the category letter precedes the stateroom number in each room. All staterooms are equipped with flat-panel television, DVD player, mini-bar, telephone and multichannel music.

**Important Note:** Not all staterooms within each category have the same furniture configuration and/or facilities. Appropriate symbols within the rooms on the deck plans describe differences from the stateroom descriptions below.

All information is subject to change.

### STATEROOM SYMBOL LEGEND

- Triple (2 lower beds, 1 sofa bed)
- ☆ 2 lower beds that do not convert to 1 king-size bed
- 1 king-size bed that does not convert to 2 lower beds
- △ Partial sea view
- + Connecting rooms through an adjoining private corridor
- \* Shower only
- Bathtub & shower
- ♣ These staterooms do not have walk-in closets
- ◇ These staterooms have portholes instead of windows

### STATEROOM SYMBOL LEGEND

- ♿ Suites SS038 & SS039 are fully accessible, shower only & have walk-in closets. Staterooms F420, F423, F426 & F429 are fully accessible, roll-in shower only & do not have walk-in closets.
- ▼ Staterooms AA200 & AA201 are fully accessible with single side approach to the bed, roll-in shower only & do not have walk-in closets
- ★ Staterooms K225 & K226 are wheelchair accessible, roll-in shower only & have walk-in closets


For more information regarding accessibility features on our ships please visit the [Accessible Cruising](#) section of our website.

### OCEAN-VIEW STATEROOMS

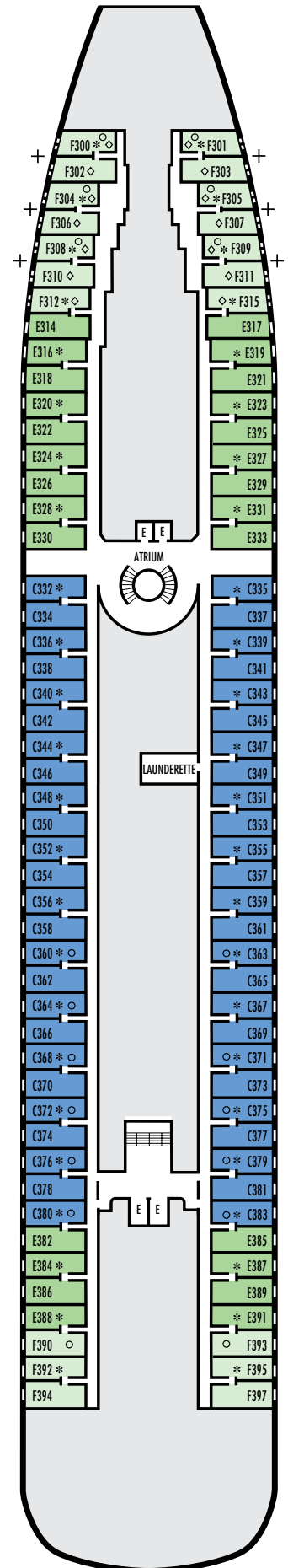
**C** **E** **F**

**Large:** 2 lower beds convertible to 1 king-size bed, walk-in closet, bathtub & shower or shower only.  
Approximately 156–205 sq. ft.

## DECK 6—MAIN DECK Staterooms 300–397



Main Deck



## PRINSENDAM

### DECK PLANS & STATEROOMS

The deck plans are color-coded by category of stateroom, and the category letter precedes the stateroom number in each room. All staterooms are equipped with flat-panel television, DVD player, mini-bar, telephone and multichannel music.

**Important Note:** Not all staterooms within each category have the same furniture configuration and/or facilities. Appropriate symbols within the rooms on the deck plans describe differences from the stateroom descriptions below.

All information is subject to change.

### STATEROOM SYMBOL LEGEND

- Triple (2 lower beds, 1 sofa bed)
- ☆ 2 lower beds that do not convert to 1 king-size bed
- 1 king-size bed that does not convert to 2 lower beds
- △ Partial sea view
- + Connecting rooms through an adjoining private corridor
- \* Shower only
- Bathtub & shower
- ❖ These staterooms do not have walk-in closets
- ◇ These staterooms have portholes instead of windows

### STATEROOM SYMBOL LEGEND

- ♿ Suites SS038 & SS039 are fully accessible, shower only & have walk-in closets. Staterooms F420, F423, F426 & F429 are fully accessible, roll-in shower only & do not have walk-in closets.
- ▼ Staterooms AA200 & AA201 are fully accessible with single side approach to the bed, roll-in shower only & do not have walk-in closets
- ★ Staterooms K225 & K226 are wheelchair accessible, roll-in shower only & have walk-in closets

For more information regarding accessibility features on our ships please visit the [Accessible Cruising](#) section of our website.

### OCEAN-VIEW STATEROOMS

■ E

**Large:** 2 lower beds convertible to 1 king-size bed, walk-in closet, bathtub & shower or shower only  
Approximately 156–205 sq. ft.


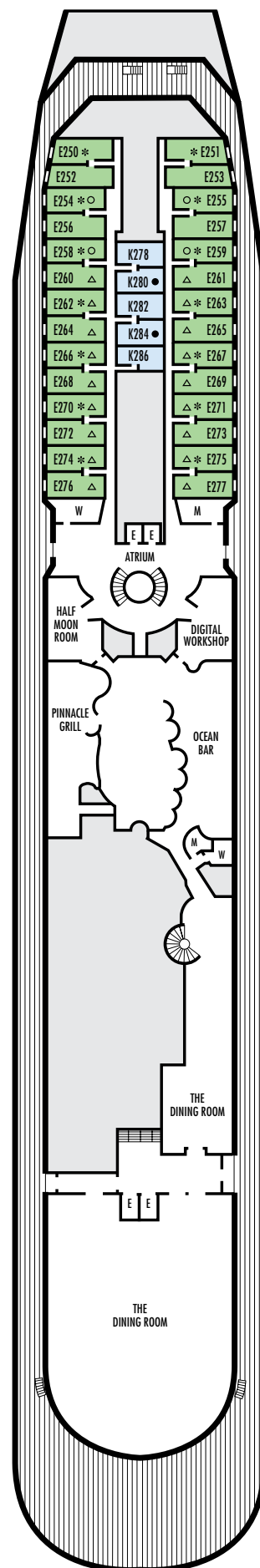
### INTERIOR STATEROOMS

■ K

**Standard:** 2 lower beds that do not convert to 1 king-size bed, walk-in closet, shower.  
Approximately 150–269 sq. ft.

## DECK 7—LOWER PROMENADE DECK

Staterooms 250–286



Lower Promenade Deck

## PRINSENDAM

### DECK PLANS & STATEROOMS

The deck plans are color-coded by category of stateroom, and the category letter precedes the stateroom number in each room. All staterooms are equipped with flat-panel television, DVD player, mini-bar, telephone and multichannel music.

**Important Note:** Not all staterooms within each category have the same furniture configuration and/or facilities. Appropriate symbols within the rooms on the deck plans describe differences from the stateroom descriptions below.

All information is subject to change.

### STATEROOM SYMBOL LEGEND

- Triple (2 lower beds, 1 sofa bed)
- ☆ 2 lower beds that do not convert to 1 king-size bed
- 1 king-size bed that does not convert to 2 lower beds
- △ Partial sea view
- + Connecting rooms through an adjoining private corridor
- \* Shower only
- Bathtub & shower
- ❖ These staterooms do not have walk-in closets
- ◇ These staterooms have portholes instead of windows

### STATEROOM SYMBOL LEGEND

- ♿ Suites SS038 & SS039 are fully accessible, shower only & have walk-in closets. Staterooms F420, F423, F426 & F429 are fully accessible, roll-in shower only & do not have walk-in closets.
- ▼ Staterooms AA200 & AA201 are fully accessible with single side approach to the bed, roll-in shower only & do not have walk-in closets
- ★ Staterooms K225 & K226 are wheelchair accessible, roll-in shower only & have walk-in closets

For more information regarding accessibility features on our ships please visit the [Accessible Cruising](#) section of our website.

### VERANDAH SUITES

AA AB BC

**Visa Suites:** 2 lower beds convertible to 1 king-size bed, bath with tub & shower or shower only, sitting area, private verandah, refrigerator, floor-to-ceiling windows. Approximately 221–273 sq. ft. including verandah.


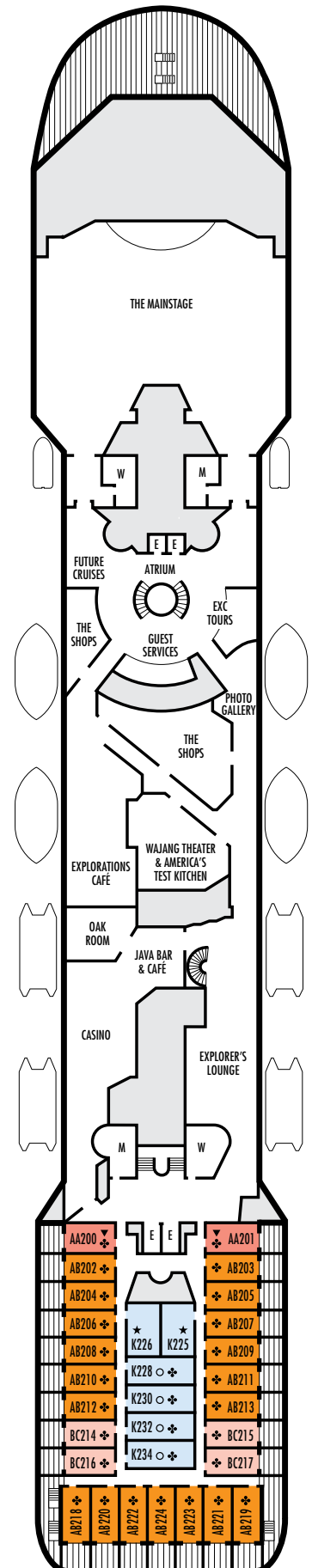
### INTERIOR STATEROOMS

K

**Standard:** 2 lower beds that do not convert to 1 king-size bed, shower. Approximately 150–269 sq. ft.

## DECK 8—PROMENADE DECK

Staterooms 200–234



Promenade Deck

## PRINSENDAM

### DECK PLANS & STATEROOMS

The deck plans are color-coded by category of stateroom, and the category letter precedes the stateroom number in each room. All staterooms are equipped with flat-panel television, DVD player, mini-bar, telephone and multichannel music.

**Important Note:** Not all staterooms within each category have the same furniture configuration and/or facilities. Appropriate symbols within the rooms on the deck plans describe differences from the stateroom descriptions below.

All information is subject to change.

#### STATEROOM SYMBOL LEGEND

- Triple (2 lower beds, 1 sofa bed)
- ☆ 2 lower beds that do not convert to 1 king-size bed
- 1 king-size bed that does not convert to 2 lower beds
- △ Partial sea view
- + Connecting rooms through an adjoining private corridor
- \* Shower only
- Bathtub & shower
- ❖ These staterooms do not have walk-in closets
- ◇ These staterooms have portholes instead of windows

#### STATEROOM SYMBOL LEGEND

- ♿ Suites SS038 & SS039 are fully accessible, shower only & have walk-in closets. Staterooms F420, F423, F426 & F429 are fully accessible, roll-in shower only & do not have walk-in closets.
- ▼ Staterooms AA200 & AA201 are fully accessible with single side approach to the bed, roll-in shower only & do not have walk-in closets
- ★ Staterooms K225 & K226 are wheelchair accessible, roll-in shower only & have walk-in closets

For more information regarding accessibility features on our ships please visit the [Accessible Cruising](#) section of our website.

#### VERANDAH SUITES

■ A ■ AA

**Vista Suites:** 2 lower beds convertible to 1 king-size bed, bath with tub & shower or shower only, sitting area, private verandah, refrigerator, floor-to-ceiling windows. Approximately 221–273 sq. ft. including verandah.

#### OCEAN-VIEW STATEROOMS

■ E

**Large:** 2 lower beds convertible to 1 king-size bed, walk-in closet, bathtub & shower or shower only  
Approximately 156–205 sq. ft.


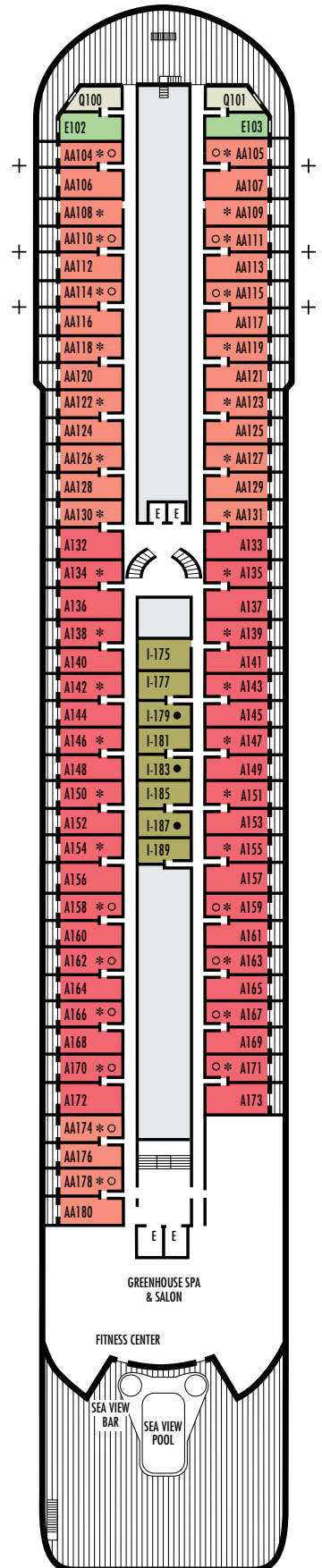
■ Q

**Single:** 1 lower bed, walk-in closet, shower.  
Approximately 156–205 sq. ft.

#### INTERIOR STATEROOMS

■ I

**Standard:** 2 lower beds that do not convert to 1 king-size bed, walk-in closet, shower.  
Approximately 150–269 sq. ft.



Upper Promenade Deck

## PRINSENDAM

### DECK PLANS & STATEROOMS

The deck plans are color-coded by category of stateroom, and the category letter precedes the stateroom number in each room. All staterooms are equipped with flat-panel television, DVD player, mini-bar, telephone and multichannel music.

**Important Note:** Not all staterooms within each category have the same furniture configuration and/or facilities. Appropriate symbols within the rooms on the deck plans describe differences from the stateroom descriptions below.

All information is subject to change.

### STATEROOM SYMBOL LEGEND

- Triple (2 lower beds, 1 sofa bed)
- ☆ 2 lower beds that do not convert to 1 king-size bed
- 1 king-size bed that does not convert to 2 lower beds
- △ Partial sea view
- + Connecting rooms through an adjoining private corridor
- \* Shower only
- Bathtub & shower
- ♣ These staterooms do not have walk-in closets
- ◇ These staterooms have portholes instead of windows

### STATEROOM SYMBOL LEGEND

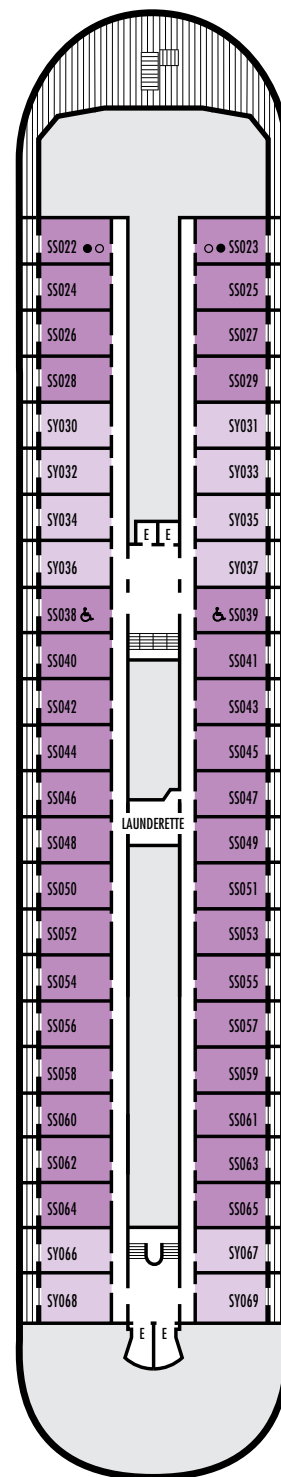
- ♿ Suites SS038 & SS039 are fully accessible, shower only & have walk-in closets. Staterooms F420, F423, F426 & F429 are fully accessible, roll-in shower only & do not have walk-in closets.
- ▼ Staterooms AA200 & AA201 are fully accessible with single side approach to the bed, roll-in shower only & do not have walk-in closets
- ★ Staterooms K225 & K226 are wheelchair accessible, roll-in shower only & have walk-in closets

For more information regarding accessibility features on our ships please visit the [Accessible Cruising](#) section of our website.


### VERANDAH SUITES

■ SS ■ SY

**Signature Suites:** 2 lower beds convertible to 1 king-size bed, walk-in closet, bath with tub & shower or shower only, two sinks, sitting area, private verandah, refrigerator, floor-to-ceiling windows. Approximately 365–397 sq. ft. including verandah.



Verandah Deck



## PRINSENDAM

### DECK PLANS & STATEROOMS

The deck plans are color-coded by category of stateroom, and the category letter precedes the stateroom number in each room. All staterooms are equipped with flat-panel television, DVD player, mini-bar, telephone and multichannel music.

**Important Note:** Not all staterooms within each category have the same furniture configuration and/or facilities. Appropriate symbols within the rooms on the deck plans describe differences from the stateroom descriptions below.

All information is subject to change.

#### STATEROOM SYMBOL LEGEND

- Triple (2 lower beds, 1 sofa bed)
- ☆ 2 lower beds that do not convert to 1 king-size bed
- 1 king-size bed that does not convert to 2 lower beds
- △ Partial sea view
- + Connecting rooms through an adjoining private corridor
- \* Shower only
- Bathtub & shower
- ♣ These staterooms do not have walk-in closets
- ◇ These staterooms have portholes instead of windows

#### STATEROOM SYMBOL LEGEND


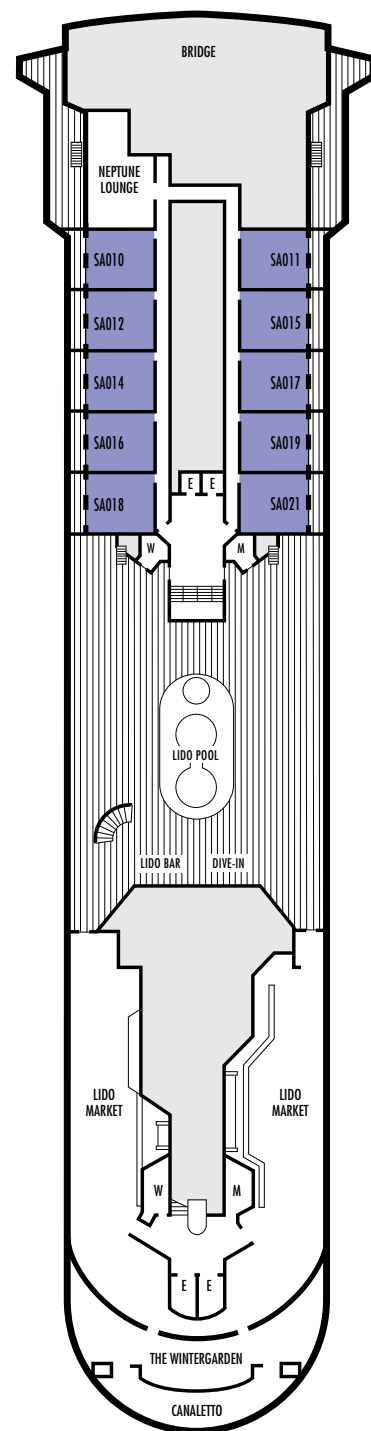
- ♿ Suites SS038 & SS039 are fully accessible, shower only & have walk-in closets. Staterooms F420, F423, F426 & F429 are fully accessible, roll-in shower only & do not have walk-in closets.
- ▼ Staterooms AA200 & AA201 are fully accessible with single side approach to the bed, roll-in shower only & do not have walk-in closets
- ★ Staterooms K225 & K226 are wheelchair accessible, roll-in shower only & have walk-in closets

For more information regarding accessibility features on our ships please visit the [Accessible Cruising](#) section of our website.

### VERANDAH SUITES

#### SA

**Neptune Suites:** 2 lower beds convertible to 1 king-size bed, walk-in closet, bath with tub & shower, two sinks, sitting area, private verandah, refrigerator, 1 sofa bed for 1 person, floor-to-ceiling windows. Approximately 522 sq. ft. including verandah.



Lido Deck



## PRINSENDAM

### DECK PLANS & STATEROOMS

The deck plans are color-coded by category of stateroom, and the category letter precedes the stateroom number in each room. All staterooms are equipped with flat-panel television, DVD player, mini-bar, telephone and multichannel music.

**Important Note:** Not all staterooms within each category have the same furniture configuration and/or facilities. Appropriate symbols within the rooms on the deck plans describe differences from the stateroom descriptions below.

All information is subject to change.

### STATEROOM SYMBOL LEGEND

- Triple (2 lower beds, 1 sofa bed)
- ☆ 2 lower beds that do not convert to 1 king-size bed
- 1 king-size bed that does not convert to 2 lower beds
- △ Partial sea view
- + Connecting rooms through an adjoining private corridor
- \* Shower only
- Bathtub & shower
- ❖ These staterooms do not have walk-in closets
- ◇ These staterooms have portholes instead of windows

### STATEROOM SYMBOL LEGEND

- ♿ Suites SS038 & SS039 are fully accessible, shower only & have walk-in closets. Staterooms F420, F423, F426 & F429 are fully accessible, roll-in shower only & do not have walk-in closets.
- ▼ Staterooms AA200 & AA201 are fully accessible with single side approach to the bed, roll-in shower only & do not have walk-in closets
- ★ Staterooms K225 & K226 are wheelchair accessible, roll-in shower only & have walk-in closets

For more information regarding accessibility features on our ships please visit the [Accessible Cruising](#) section of our website.


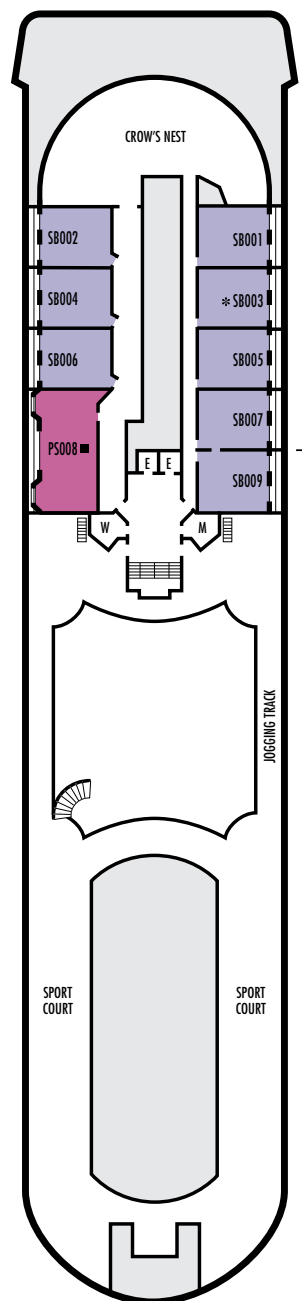
### VERANDAH SUITES

#### PS

**Pinnacle Suite:** Bedroom with 1 king-size bed, walk-in closet, bath with ocean-view whirlpool tub, shower, living room, dining area, private verandah, refrigerator, floor-to-ceiling windows. Approximately 862 sq. ft. including verandah.

#### SB

**Neptune Suites:** 2 lower beds convertible to 1 king-size bed, walk-in closet, bath with tub & shower, two sinks, sitting area, private verandah, refrigerator, 1 sofa bed for 1 person, floor-to-ceiling windows. Approximately 522 sq. ft. including verandah.



Sports Deck



## PRINSENDAM

### DECK PLANS & STATEROOMS

The deck plans are color-coded by category of stateroom, and the category letter precedes the stateroom number in each room. All staterooms are equipped with flat-panel television, DVD player, mini-bar, telephone and multichannel music.

**Important Note:** Not all staterooms within each category have the same furniture configuration and/or facilities. Appropriate symbols within the rooms on the deck plans describe differences from the stateroom descriptions below.

All information is subject to change.

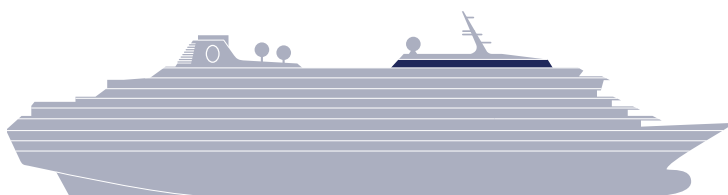

#### STATEROOM SYMBOL LEGEND

- Triple (2 lower beds, 1 sofa bed)
- ☆ 2 lower beds that do not convert to 1 king-size bed
- 1 king-size bed that does not convert to 2 lower beds
- △ Partial sea view
- + Connecting rooms through an adjoining private corridor
- \* Shower only
- Bathtub & shower
- ❖ These staterooms do not have walk-in closets
- ◇ These staterooms have portholes instead of windows

#### STATEROOM SYMBOL LEGEND

- ♿ Suites SS038 & SS039 are fully accessible, shower only & have walk-in closets. Staterooms F420, F423, F426 & F429 are fully accessible, roll-in shower only & do not have walk-in closets.
- ▼ Staterooms AA200 & AA201 are fully accessible with single side approach to the bed, roll-in shower only & do not have walk-in closets
- ★ Staterooms K225 & K226 are wheelchair accessible, roll-in shower only & have walk-in closets

For more information regarding accessibility features on our ships please visit the [Accessible Cruising](#) section of our website.



Observation Deck