

OOSTERDAM

DECK PLANS & STATEROOMS

The deck plans are color-coded by category of stateroom, and the category letter precedes the stateroom number in each room. All staterooms are equipped with interactive LED television with On Demand movies, programming and multichannel music; mini-bar; mini-safe; data port; telephone.

Important Note: Not all staterooms within each category have the same furniture configuration and/or facilities. Appropriate symbols within the rooms on the deck plans describe differences from the stateroom descriptions below.

All information is subject to change.

STATEROOM SYMBOL LEGEND

- Quad (2 lower beds, 1 sofa bed, 1 upper)
- Triple (2 lower beds, 1 sofa bed)
- △ Partial sea view
- × Fully obstructed view
- + Connecting rooms
- * Shower only
- ♣ Single sink vanity
- ◆ Staterooms have solid steel verandah railings instead of clear-view Plexiglas® railings

ACCESSIBILITY STATEROOM SYMBOL LEGEND

- ♿ Suites SC6175 & SC6164 are fully accessible, bathtub and roll-in shower. Suite SS6108 and staterooms I-8037, VB6004, VB6003, D1100, C1082, C1081, J1074, K1012 & K1011 are fully accessible, roll-in shower only.
- ▼ Suites SY8068, SY5002 & SY5001 are fully accessible with single side approach to the bed, bathtub and roll-in shower
- ★ Staterooms VA8032, VA8031, VA6049, VA5140, VA5137, VA5054, VA5051, VA4132, VA4131, H4090, H4089, VA4052 & VA4051 are ambulatory accessible, roll-in shower only

For more information regarding accessibility features on our ships please visit the [Accessible Cruising](#) section of our website.

OCEAN-VIEW STATEROOMS


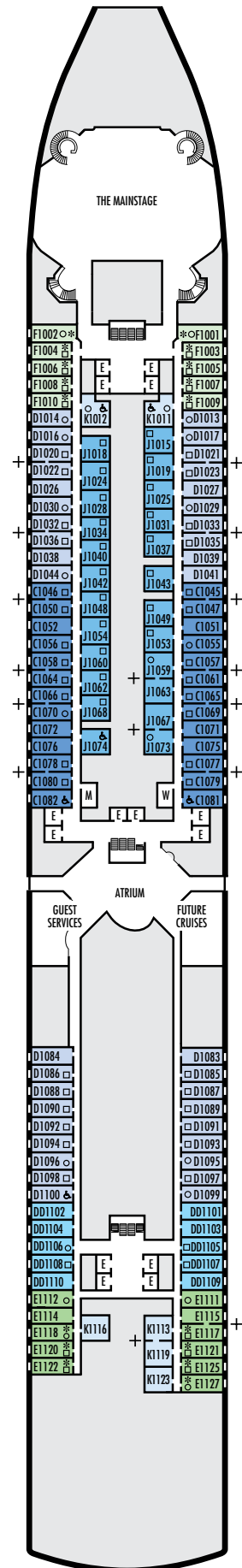
C **D** **DD** **E** **F**
Large: 2 lower beds convertible to 1 queen-size bed, bathtub & shower.
 Approximately 174–180 sq. ft.

INTERIOR STATEROOMS

J
Large: 2 lower beds convertible to 1 queen-size bed, shower.
 Approximately 151–233 sq. ft.

K
Large or Standard: 2 lower beds convertible to 1 queen-size bed, shower.
 Approximately 151–233 sq. ft.

DECK 1—MAIN DECK Staterooms 1001–1127



Main Deck

OOSTERDAM

DECK PLANS & STATEROOMS

The deck plans are color-coded by category of stateroom, and the category letter precedes the stateroom number in each room. All staterooms are equipped with interactive LED television with On Demand movies, programming and multichannel music; mini-bar; mini-safe; data port; telephone.

Important Note: Not all staterooms within each category have the same furniture configuration and/or facilities. Appropriate symbols within the rooms on the deck plans describe differences from the stateroom descriptions below.

All information is subject to change.


STATEROOM SYMBOL LEGEND

- Quad (2 lower beds, 1 sofa bed, 1 upper)
- Triple (2 lower beds, 1 sofa bed)
- △ Partial sea view
- × Fully obstructed view
- + Connecting rooms
- * Shower only
- ♣ Single sink vanity
- ◆ Staterooms have solid steel verandah railings instead of clear-view Plexiglas® railings


ACCESSIBILITY STATEROOM SYMBOL LEGEND

- ♿ Suites SC6175 & SC6164 are fully accessible, bathtub and roll-in shower. Suite SS6108 and staterooms I-8037, VB6004, VB6003, D1100, C1082, C1081, J1074, K1012 & K1011 are fully accessible, roll-in shower only.
- ▼ Suites SY8068, SY5002 & SY5001 are fully accessible with single side approach to the bed, bathtub and roll-in shower
- ★ Staterooms VA8032, VA8031, VA6049, VA5140, VA5137, VA5054, VA5051, VA4132, VA4131, H4090, H4089, VA4052 & VA4051 are ambulatory accessible, roll-in shower only

For more information regarding accessibility features on our ships please visit the [Accessible Cruising](#) section of our website.



Lower Promenade Deck



OOSTERDAM

DECK PLANS & STATEROOMS

The deck plans are color-coded by category of stateroom, and the category letter precedes the stateroom number in each room. All staterooms are equipped with interactive LED television with On Demand movies, programming and multichannel music; mini-bar; mini-safe; data port; telephone.

Important Note: Not all staterooms within each category have the same furniture configuration and/or facilities. Appropriate symbols within the rooms on the deck plans describe differences from the stateroom descriptions below.

All information is subject to change.


STATEROOM SYMBOL LEGEND

- Quad (2 lower beds, 1 sofa bed, 1 upper)
- Triple (2 lower beds, 1 sofa bed)
- △ Partial sea view
- × Fully obstructed view
- + Connecting rooms
- * Shower only
- ♣ Single sink vanity
- ◆ Staterooms have solid steel verandah railings instead of clear-view Plexiglas® railings

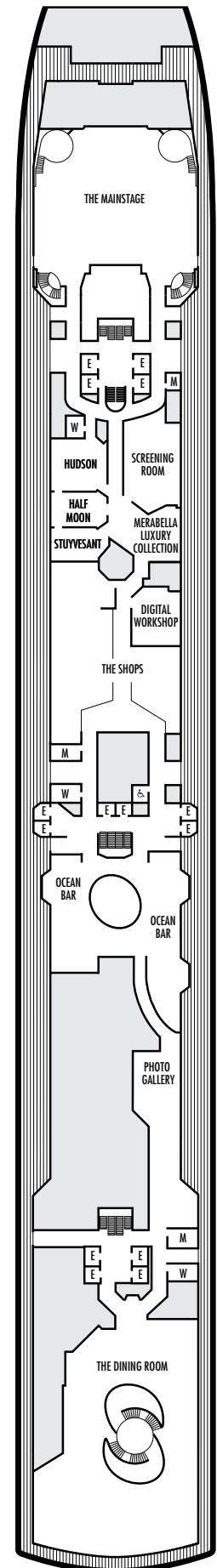
ACCESSIBILITY STATEROOM SYMBOL LEGEND

- ♿ Suites SC6175 & SC6164 are fully accessible, bathtub and roll-in shower. Suite SS6108 and staterooms I-8037, VB6004, VB6003, D1100, C1082, C1081, J1074, K1012 & K1011 are fully accessible, roll-in shower only.
- ▼ Suites SY8068, SY5002 & SY5001 are fully accessible with single side approach to the bed, bathtub and roll-in shower
- ★ Staterooms VA8032, VA8031, VA6049, VA5140, VA5137, VA5054, VA5051, VA4132, VA4131, H4090, H4089, VA4052 & VA4051 are ambulatory accessible, roll-in shower only

For more information regarding accessibility features on our ships please visit the [Accessible Cruising](#) section of our website.



Promenade Deck



OOSTERDAM

DECK PLANS & STATEROOMS

The deck plans are color-coded by category of stateroom, and the category letter precedes the stateroom number in each room. All staterooms are equipped with interactive LED television with On Demand movies, programming and multichannel music; mini-bar; mini-safe; data port; telephone.

Important Note: Not all staterooms within each category have the same furniture configuration and/or facilities. Appropriate symbols within the rooms on the deck plans describe differences from the stateroom descriptions below.

All information is subject to change.

STATEROOM SYMBOL LEGEND

- Quad (2 lower beds, 1 sofa bed, 1 upper)
- Triple (2 lower beds, 1 sofa bed)
- △ Partial sea view
- × Fully obstructed view
- + Connecting rooms
- * Shower only
- ♣ Single sink vanity
- ◆ Staterooms have solid steel verandah railings instead of clear-view Plexiglas® railings

ACCESSIBILITY STATEROOM SYMBOL LEGEND

- ♿ Suites SC6175 & SC6164 are fully accessible, bathtub and roll-in shower. Suite SS6108 and staterooms I-8037, VB6004, VB6003, D1100, C1082, C1081, J1074, K1012 & K1011 are fully accessible, roll-in shower only.
- ▼ Suites SY8068, SY5002 & SY5001 are fully accessible with single side approach to the bed, bathtub and roll-in shower
- ★ Staterooms VA8032, VA8031, VA6049, VA5140, VA5137, VA5054, VA5051, VA4132, VA4131, H4090, H4089, VA4052 & VA4051 are ambulatory accessible, roll-in shower only

For more information regarding accessibility features on our ships please visit the [Accessible Cruising](#) section of our website.

VERANDAH SUITES

SB

Neptune Suites: 2 lower beds convertible to 1 king-size bed, bathroom with dual sink vanity, full-size whirlpool bath & shower & additional shower stall, large sitting area, dressing room, private verandah, 1 sofa bed for 2 persons, floor-to-ceiling windows. Approximately 500–712 sq. ft. including verandah.

VERANDAH STATEROOMS

VA VB VC VE VF VH

Verandah: 2 lower beds convertible to 1 queen-size bed, bathtub & shower, sitting area, private verandah, floor-to-ceiling windows. Approximately 212–359 sq. ft. including verandah.

OCEAN-VIEW STATEROOMS

D

Large: 2 lower beds convertible to 1 queen-size bed, bathtub & shower. Approximately 174–180 sq. ft.

G H HH

Large: 2 lower beds convertible to 1 queen-size bed, bathtub & shower. All G-category staterooms have partial sea views. All H- & HH-category staterooms have fully obstructed views. Approximately 174–180 sq. ft.

INTERIOR STATEROOMS

K


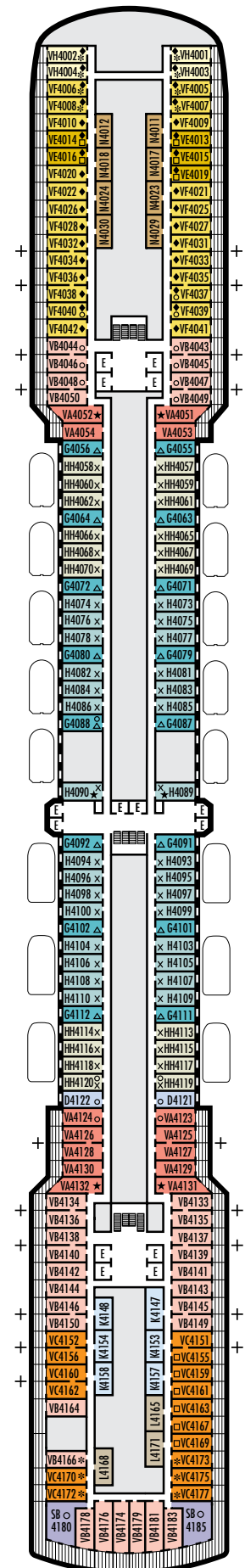
Large or Standard: 2 lower beds convertible to 1 queen-size bed, shower. Approximately 151–233 sq. ft.

L N

Standard: 2 lower beds convertible to 1 queen-size bed, shower. Approximately 151–233 sq. ft.

DECK 4—UPPER PROMENADE DECK

Staterooms 4001–4185



Upper Promenade Deck

OOSTERDAM

DECK PLANS & STATEROOMS

The deck plans are color-coded by category of stateroom, and the category letter precedes the stateroom number in each room. All staterooms are equipped with interactive LED television with On Demand movies, programming and multichannel music; mini-bar; mini-safe; data port; telephone.

Important Note: Not all staterooms within each category have the same furniture configuration and/or facilities. Appropriate symbols within the rooms on the deck plans describe differences from the stateroom descriptions below.

All information is subject to change.

STATEROOM SYMBOL LEGEND

- Quad (2 lower beds, 1 sofa bed, 1 upper)
- Triple (2 lower beds, 1 sofa bed)
- △ Partial sea view
- × Fully obstructed view
- + Connecting rooms
- * Shower only
- ♣ Single sink vanity
- ◆ Staterooms have solid steel verandah railings instead of clear-view Plexiglas® railings

ACCESSIBILITY STATEROOM SYMBOL LEGEND

- ♿ Suites SC6175 & SC6164 are fully accessible, bathtub and roll-in shower. Suite SS6108 and staterooms I-8037, VB6004, VB6003, D1100, C1082, C1081, J1074, K1012 & K1011 are fully accessible, roll-in shower only.
- ▼ Suites SY8068, SY5002 & SY5001 are fully accessible with single side approach to the bed, bathtub and roll-in shower
- ★ Staterooms VA8032, VA8031, VA6049, VA5140, VA5137, VA5054, VA5051, VA4132, VA4131, H4090, H4089, VA4052 & VA4051 are ambulatory accessible, roll-in shower only

For more information regarding accessibility features on our ships please visit the [Accessible Cruising](#) section of our website.

VERANDAH SUITES

SB

Neptune Suites: 2 lower beds convertible to 1 king-size bed, bathroom with dual sink vanity, full-size whirlpool bath & shower & additional shower stall, large sitting area, dressing room, private verandah, 1 sofa bed for 2 persons, floor-to-ceiling windows. Approximately 500–712 sq. ft. including verandah.

SY

Signature Suites: 2 lower beds convertible to 1 queen-size bed, bathroom with dual sink vanity, full-size whirlpool bath & shower & additional shower stall, large sitting area, private verandah, 1 sofa bed for 1 person, floor-to-ceiling windows. Approximately 372–384 sq. ft. including verandah.

VERANDAH STATEROOMS

VA VB VC

Verandah: 2 lower beds convertible to 1 queen-size bed, bathtub & shower, sitting area, private verandah, floor-to-ceiling windows. Approximately 212–359 sq. ft. including verandah.

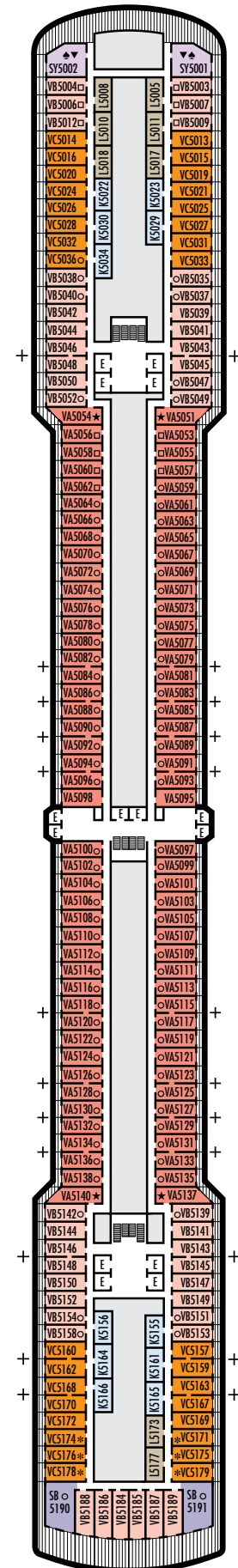
INTERIOR STATEROOMS

K

Large or Standard: 2 lower beds convertible to 1 queen-size bed, shower. Approximately 151–233 sq. ft.

L

Standard: 2 lower beds convertible to 1 queen-size bed, shower. Approximately 151–233 sq. ft.



Verandah Deck

OOSTERDAM

DECK PLANS & STATEROOMS

The deck plans are color-coded by category of stateroom, and the category letter precedes the stateroom number in each room. All staterooms are equipped with interactive LED television with On Demand movies, programming and multichannel music; mini-bar; mini-safe; data port; telephone.

Important Note: Not all staterooms within each category have the same furniture configuration and/or facilities. Appropriate symbols within the rooms on the deck plans describe differences from the stateroom descriptions below.

All information is subject to change.

STATEROOM SYMBOL LEGEND

- Quad (2 lower beds, 1 sofa bed, 1 upper)
- Triple (2 lower beds, 1 sofa bed)
- △ Partial sea view
- X Fully obstructed view
- + Connecting rooms
- * Shower only
- ♣ Single sink vanity
- ◆ Staterooms have solid steel verandah railings instead of clear-view Plexiglas® railings

ACCESSIBILITY STATEROOM SYMBOL LEGEND

- ♿ Suites SC6175 & SC6164 are fully accessible, bathtub and roll-in shower. Suite SS6108 and staterooms I-8037, VB6004, VB6003, D1100, C1082, C1081, J1074, K1012 & K1011 are fully accessible, roll-in shower only.
- ▼ Suites SY8068, SY5002 & SY5001 are fully accessible with single side approach to the bed, bathtub and roll-in shower
- ★ Staterooms VA8032, VA8031, VA6049, VA5140, VA5137, VA5054, VA5051, VA4132, VA4131, H4090, H4089, VA4052 & VA4051 are ambulatory accessible, roll-in shower only

For more information regarding accessibility features on our ships please visit the [Accessible Cruising](#) section of our website.

VERANDAH SUITES

■ SB ■ SC

Neptune Suites: 2 lower beds convertible to 1 king-size bed, bathroom with dual sink vanity, full-size whirlpool bath & shower & additional shower stall, large sitting area, dressing room, private verandah, 1 sofa bed for 2 persons, floor-to-ceiling windows.
Approximately 500–712 sq. ft. including verandah.

■ SS

Signature Suites: 2 lower beds convertible to 1 queen-size bed, bathroom with dual sink vanity, full-size whirlpool bath & shower & additional shower stall, large sitting area, private verandah, 1 sofa bed for 1 person, floor-to-ceiling windows.
Approximately 372–384 sq. ft. including verandah.

VERANDAH STATEROOMS

■ VA ■ VB ■ VC ■ VD

Verandah: 2 lower beds convertible to 1 queen-size bed, bathtub & shower, sitting area, private verandah, floor-to-ceiling windows.
Approximately 213–359 sq. ft. including verandah.

OCEAN-VIEW STATEROOMS

■ F

Large: 2 lower beds convertible to 1 queen-size bed, bathtub & shower.
Approximately 174–180 sq. ft.


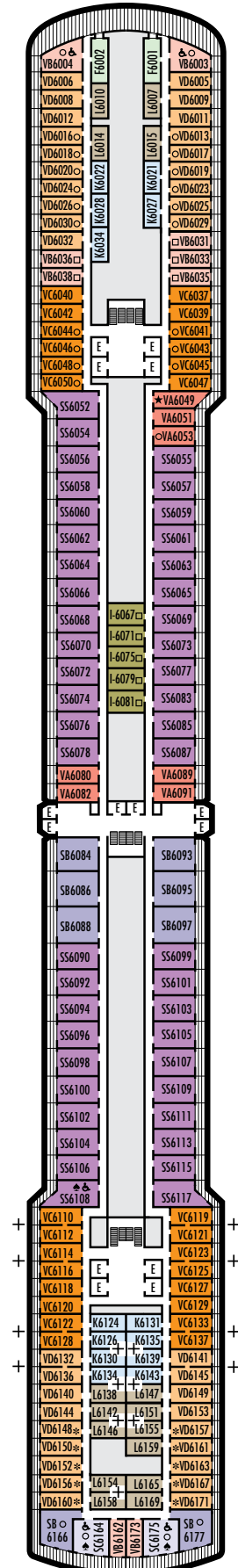
INTERIOR STATEROOMS

■ I ■ K

Large or Standard: 2 lower beds convertible to 1 queen-size bed, shower.
Approximately 151–233 sq. ft.

■ L

Standard: 2 lower beds convertible to 1 queen-size bed, shower.
Approximately 151–233 sq. ft.



Upper Verandah Deck

OOSTERDAM

DECK PLANS & STATEROOMS

The deck plans are color-coded by category of stateroom, and the category letter precedes the stateroom number in each room. All staterooms are equipped with interactive LED television with On Demand movies, programming and multichannel music; mini-bar; mini-safe; data port; telephone.

Important Note: Not all staterooms within each category have the same furniture configuration and/or facilities. Appropriate symbols within the rooms on the deck plans describe differences from the stateroom descriptions below.

All information is subject to change.

STATEROOM SYMBOL LEGEND

- Quad (2 lower beds, 1 sofa bed, 1 upper)
- Triple (2 lower beds, 1 sofa bed)
- △ Partial sea view
- × Fully obstructed view
- + Connecting rooms
- * Shower only
- ♠ Single sink vanity
- ◆ Staterooms have solid steel verandah railings instead of clear-view Plexiglas® railings

ACCESSIBILITY STATEROOM SYMBOL LEGEND

- ♿ Suites SC6175 & SC6164 are fully accessible, bathtub and roll-in shower. Suite SS6108 and staterooms I-8037, VB6004, VB6003, D1100, C1082, C1081, J1074, K1012 & K1011 are fully accessible, roll-in shower only.
- ▼ Suites SY8068, SY5002 & SY5001 are fully accessible with single side approach to the bed, bathtub and roll-in shower
- ★ Staterooms VA8032, VA8031, VA6049, VA5140, VA5137, VA5054, VA5051, VA4132, VA4131, H4090, H4089, VA4052 & VA4051 are ambulatory accessible, roll-in shower only

For more information regarding accessibility features on our ships please visit the [Accessible Cruising](#) section of our website.

VERANDAH SUITES

PS

Pinnacle Suites: Bedroom with 1 king-size bed, oversized whirlpool bath & shower & additional shower stall, living room, dining room, dressing room, private verandah with whirlpool, pantry, 1 sofa bed for 2 persons, microwave, refrigerator, guest toilet, private stereo system, floor-to-ceiling windows.
Approximately 1,150 sq. ft. including verandah.

SA SB SC

Neptune Suites: 2 lower beds convertible to 1 king-size bed, bathroom with dual sink vanity, full-size whirlpool bath & shower & additional shower stall, large sitting area, dressing room, private verandah, 1 sofa bed for 2 persons, floor-to-ceiling windows.
Approximately 500–712 sq. ft. including verandah.

VERANDAH STATEROOMS

VB VD VE

Verandah: 2 lower beds convertible to 1 queen-size bed, bathtub & shower, sitting area, private verandah, floor-to-ceiling windows.
Approximately 212–359 sq. ft. including verandah.

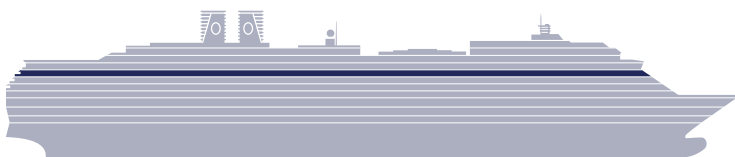
INTERIOR STATEROOMS

I

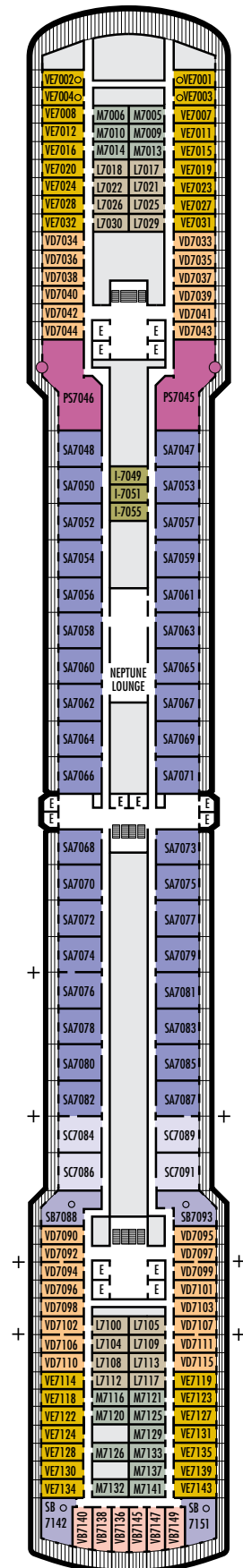
Large or Standard: 2 lower beds convertible to 1 queen-size bed, shower.
Approximately 151–233 sq. ft.

L M

Standard: 2 lower beds convertible to 1 queen-size bed, shower.
Approximately 151–233 sq. ft.



Rotterdam Deck



OOSTERDAM

DECK PLANS & STATEROOMS

The deck plans are color-coded by category of stateroom, and the category letter precedes the stateroom number in each room. All staterooms are equipped with interactive LED television with On Demand movies, programming and multichannel music; mini-bar; mini-safe; data port; telephone.

Important Note: Not all staterooms within each category have the same furniture configuration and/or facilities. Appropriate symbols within the rooms on the deck plans describe differences from the stateroom descriptions below.

All information is subject to change.

STATEROOM SYMBOL LEGEND

- Quad (2 lower beds, 1 sofa bed, 1 upper)
- Triple (2 lower beds, 1 sofa bed)
- △ Partial sea view
- × Fully obstructed view
- + Connecting rooms
- * Shower only
- ♣ Single sink vanity
- ◆ Staterooms have solid steel verandah railings instead of clear-view Plexiglas® railings

ACCESSIBILITY STATEROOM SYMBOL LEGEND

- ♿ Suites SC6175 & SC6164 are fully accessible, bathtub and roll-in shower. Suite SS6108 and staterooms I-8037, VB6004, VB6003, D1100, C1082, C1081, J1074, K1012 & K1011 are fully accessible, roll-in shower only.
- ▼ Suites SY8068, SY5002 & SY5001 are fully accessible with single side approach to the bed, bathtub and roll-in shower
- ★ Staterooms VA8032, VA8031, VA6049, VA5140, VA5137, VA5054, VA5051, VA4132, VA4131, H4090, H4089, VA4052 & VA4051 are ambulatory accessible, roll-in shower only

For more information regarding accessibility features on our ships please visit the [Accessible Cruising](#) section of our website.

VERANDAH SUITES

SB

Neptune Suites: 2 lower beds convertible to 1 king-size bed, bathroom with dual sink vanity, full-size whirlpool bath & shower & additional shower stall, large sitting area, dressing room, private verandah, 1 sofa bed for 2 persons, floor-to-ceiling windows.
Approximately 500–712 sq. ft. including verandah.

SY SZ

Signature Suites: 2 lower beds convertible to 1 queen-size bed, bathroom with dual sink vanity, full-size whirlpool bath & shower & additional shower stall, large sitting area, private verandah, 1 sofa bed for 1 person, floor-to-ceiling windows.
Approximately 372–384 sq. ft. including verandah.

VERANDAH STATEROOMS

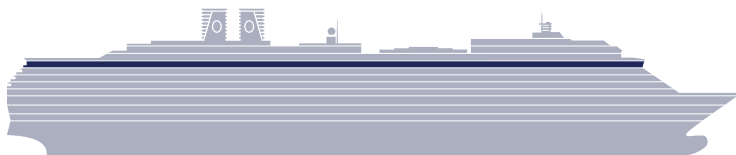
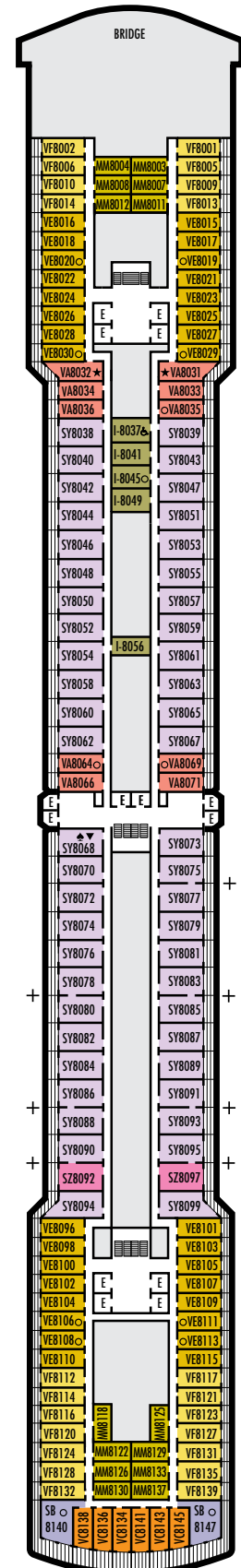
VA VC VE VF

Verandah: 2 lower beds convertible to 1 queen-size bed, bathtub & shower, sitting area, private verandah, floor-to-ceiling windows.
Approximately 212–359 sq. ft. including verandah.

INTERIOR STATEROOMS

I MM

Large or Standard: 2 lower beds convertible to 1 queen-size bed, shower.
Approximately 151–233 sq. ft.



Navigation Deck

OOSTERDAM

DECK PLANS & STATEROOMS

The deck plans are color-coded by category of stateroom, and the category letter precedes the stateroom number in each room. All staterooms are equipped with interactive LED television with On Demand movies, programming and multichannel music; mini-bar; mini-safe; data port; telephone.

Important Note: Not all staterooms within each category have the same furniture configuration and/or facilities. Appropriate symbols within the rooms on the deck plans describe differences from the stateroom descriptions below.

All information is subject to change.

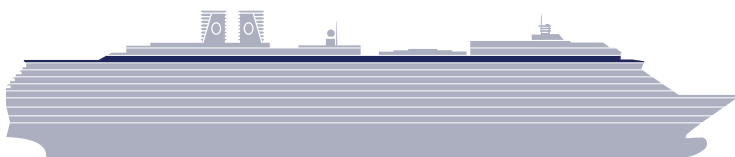
STATEROOM SYMBOL LEGEND

- Quad (2 lower beds, 1 sofa bed, 1 upper)
- Triple (2 lower beds, 1 sofa bed)
- △ Partial sea view
- × Fully obstructed view
- + Connecting rooms
- * Shower only
- ♣ Single sink vanity
- ◆ Staterooms have solid steel verandah railings instead of clear-view Plexiglas® railings

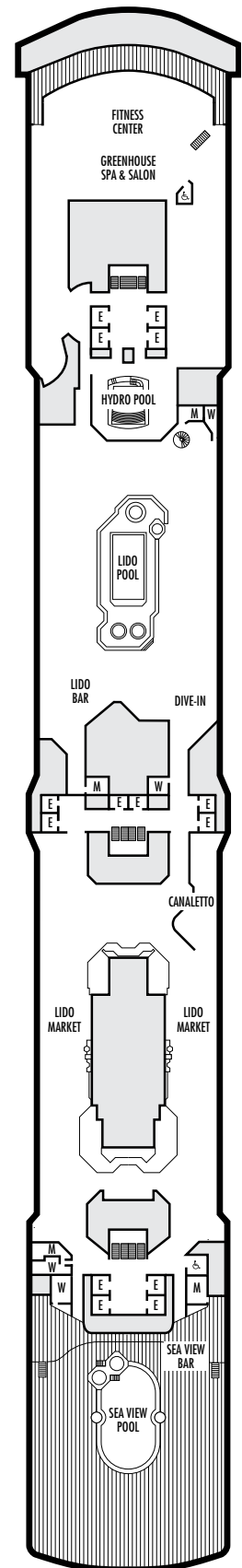
ACCESSIBILITY STATEROOM SYMBOL LEGEND

- ♿ Suites SC6175 & SC6164 are fully accessible, bathtub and roll-in shower. Suite SS6108 and staterooms I-8037, VB6004, VB6003, D1100, C1082, C1081, J1074, K1012 & K1011 are fully accessible, roll-in shower only.
- ▼ Suites SY8068, SY5002 & SY5001 are fully accessible with single side approach to the bed, bathtub and roll-in shower
- ★ Staterooms VA8032, VA8031, VA6049, VA5140, VA5137, VA5054, VA5051, VA4132, VA4131, H4090, H4089, VA4052 & VA4051 are ambulatory accessible, roll-in shower only

For more information regarding accessibility features on our ships please visit the [Accessible Cruising](#) section of our website.



Lido Deck



OOSTERDAM

DECK PLANS & STATEROOMS

The deck plans are color-coded by category of stateroom, and the category letter precedes the stateroom number in each room. All staterooms are equipped with interactive LED television with On Demand movies, programming and multichannel music; mini-bar; mini-safe; data port; telephone.

Important Note: Not all staterooms within each category have the same furniture configuration and/or facilities. Appropriate symbols within the rooms on the deck plans describe differences from the stateroom descriptions below.

All information is subject to change.

STATEROOM SYMBOL LEGEND

- Quad (2 lower beds, 1 sofa bed, 1 upper)
- Triple (2 lower beds, 1 sofa bed)
- △ Partial sea view
- × Fully obstructed view
- + Connecting rooms
- * Shower only
- ♣ Single sink vanity
- ◆ Staterooms have solid steel verandah railings instead of clear-view Plexiglas® railings

ACCESSIBILITY STATEROOM SYMBOL LEGEND

- ♿ Suites SC6175 & SC6164 are fully accessible, bathtub and roll-in shower. Suite SS6108 and staterooms I-8037, VB6004, VB6003, D1100, C1082, C1081, J1074, K1012 & K1011 are fully accessible, roll-in shower only.
- ▼ Suites SY8068, SY5002 & SY5001 are fully accessible with single side approach to the bed, bathtub and roll-in shower
- ★ Staterooms VA8032, VA8031, VA6049, VA5140, VA5137, VA5054, VA5051, VA4132, VA4131, H4090, H4089, VA4052 & VA4051 are ambulatory accessible, roll-in shower only

For more information regarding accessibility features on our ships please visit the [Accessible Cruising](#) section of our website.

VERANDAH STATEROOMS

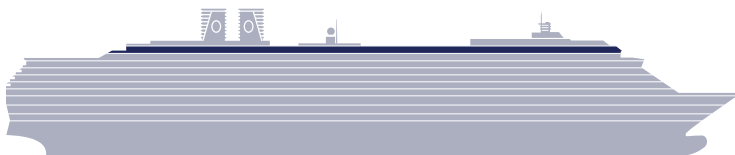
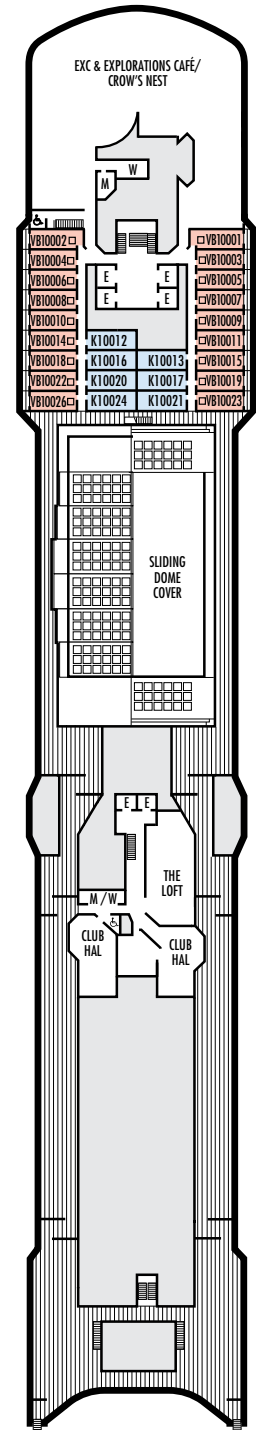
VB

Verandah: 2 lower beds convertible to 1 queen-size bed, bathtub & shower, sitting area, private verandah, floor-to-ceiling windows. Approximately 212–359 sq. ft including verandah.

INTERIOR STATEROOMS

K

Large or Standard: 2 lower beds convertible to 1 queen-size bed, shower. Approximately 151–233 sq. ft.



Observation Deck

OOSTERDAM

DECK PLANS & STATEROOMS

The deck plans are color-coded by category of stateroom, and the category letter precedes the stateroom number in each room. All staterooms are equipped with interactive LED television with On Demand movies, programming and multichannel music; mini-bar; mini-safe; data port; telephone.

Important Note: Not all staterooms within each category have the same furniture configuration and/or facilities. Appropriate symbols within the rooms on the deck plans describe differences from the stateroom descriptions below.

All information is subject to change.

STATEROOM SYMBOL LEGEND

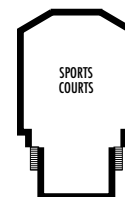
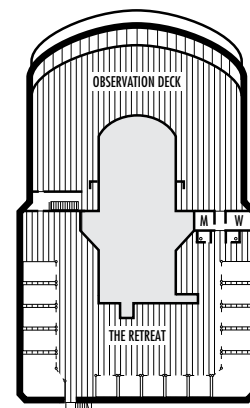
- Quad (2 lower beds, 1 sofa bed, 1 upper)
- Triple (2 lower beds, 1 sofa bed)
- △ Partial sea view
- × Fully obstructed view
- + Connecting rooms
- * Shower only
- ♣ Single sink vanity
- ◆ Staterooms have solid steel verandah railings instead of clear-view Plexiglas® railings

ACCESSIBILITY

STATEROOM SYMBOL LEGEND

- ♿ Suites SC6175 & SC6164 are fully accessible, bathtub and roll-in shower. Suite SS6108 and staterooms I-8037, VB6004, VB6003, D1100, C1082, C1081, J1074, K1012 & K1011 are fully accessible, roll-in shower only.
- ▼ Suites SY8068, SY5002 & SY5001 are fully accessible with single side approach to the bed, bathtub and roll-in shower
- ★ Staterooms VA8032, VA8031, VA6049, VA5140, VA5137, VA5054, VA5051, VA4132, VA4131, H4090, H4089, VA4052 & VA4051 are ambulatory accessible, roll-in shower only

For more information regarding accessibility features on our ships please visit the [Accessible Cruising](#) section of our website.



Sports Deck

