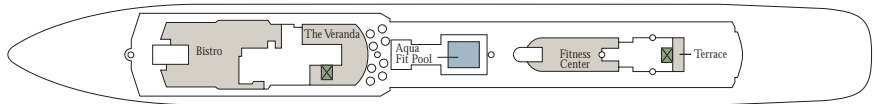
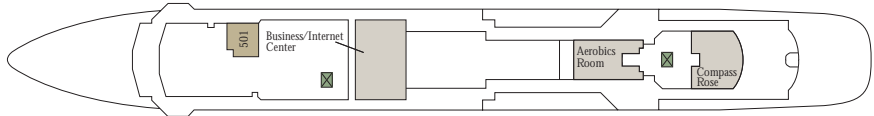


Deck Plans

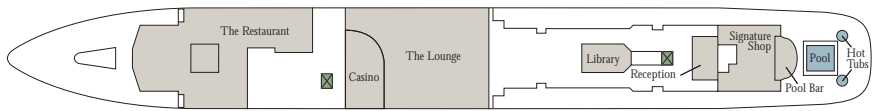
Star Deck



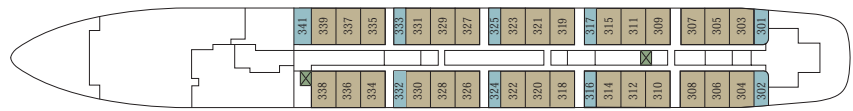
Bridge Deck



Main Deck



Deck Three



Deck Two

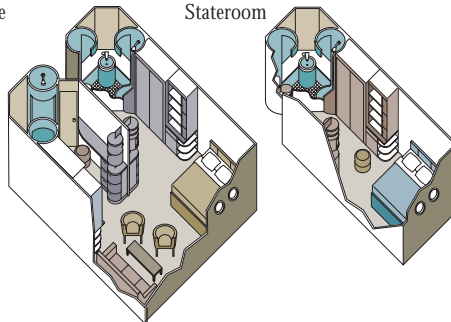


Deck One



Suite

Stateroom



Wind Surf Deck Plan Key

- = Suites
- = Category A
- = Category B
- = Public Areas
- = Stairs/Elevators

Wind Surf Staterooms with 3rd Berths:

117-139; all suites

Wind Surf Suites:

376 sq. feet / 35 sq. meters

Wind Surf Staterooms:

188 sq. feet / 18 sq. meters