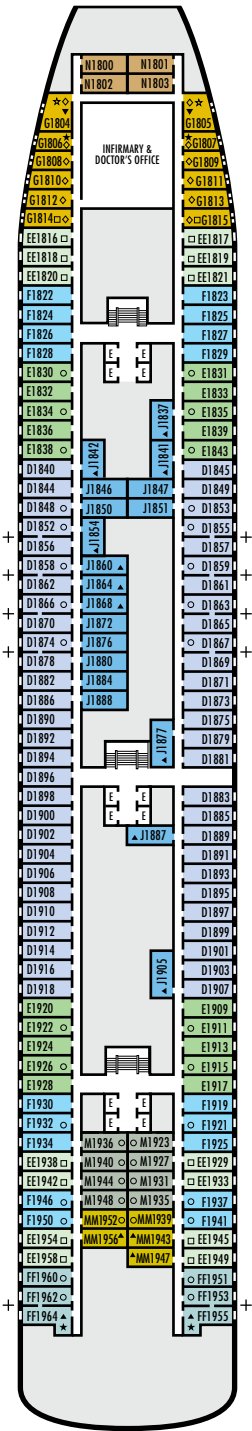
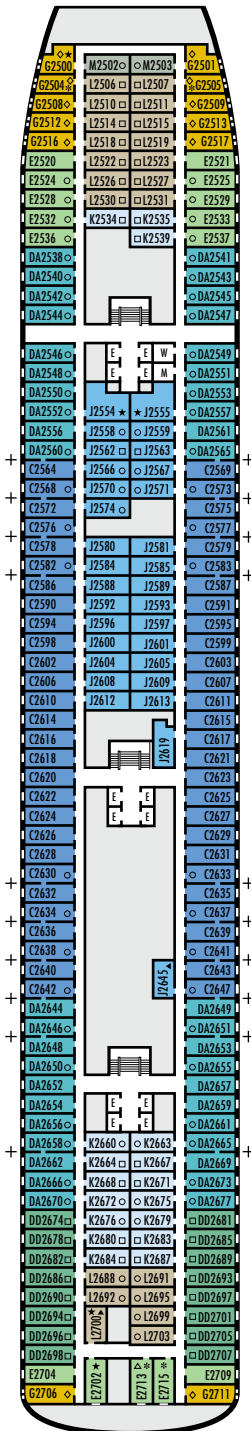


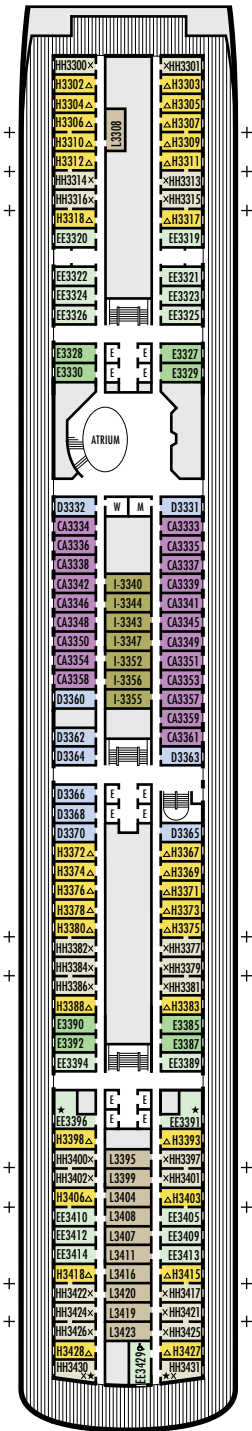
DOLPHIN DECK
Staterooms 1800–1964



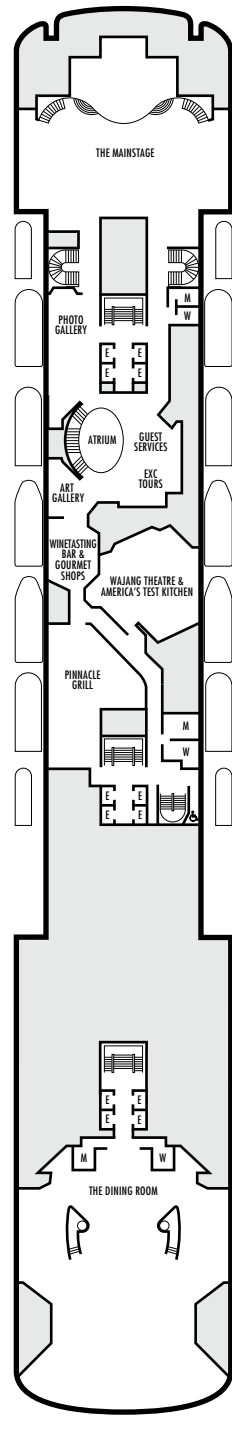
MAIN DECK
Staterooms 2500–2715



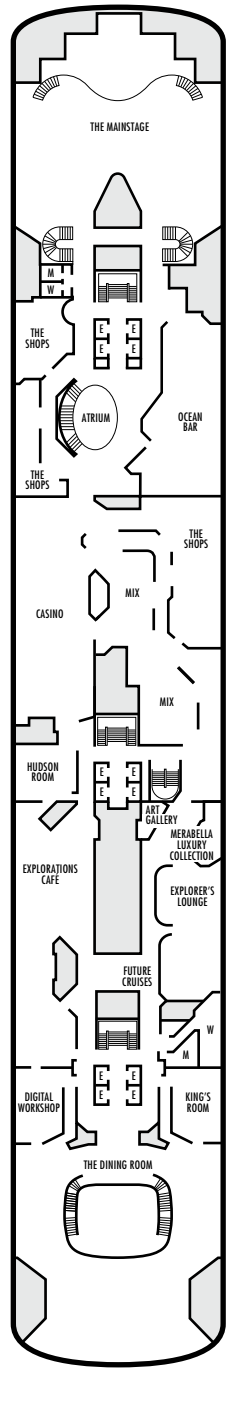
LOWER PROMENADE DECK
Staterooms 3300–3431



PROMENADE DECK



UPPER PROMENADE DECK



STATEROOM SYMBOL LEGEND

- Quad (2 lower beds, 1 sofa bed, 1 upper)
- Triple (2 lower beds, 1 sofa bed)
- ▲ 2 lower beds or converts to 1 queen-size
- ☆ 2 lower beds not convertible to a queen-size
- △ Partial sea view
- × Fully obstructed view
- * Shower only
- Bath tub & shower
- + Connecting rooms
- ◇ These staterooms have portholes instead of windows

ACCESSIBILITY STATEROOM SYMBOL LEGEND

- ♿ Suites B7088, B7087, B6228 & B6225 and stateroom EE3429 are fully accessible, roll-in shower only
- ▼ Suite SA7034 is fully accessible with single side approach to the bed, bathtub & roll-in shower. Staterooms DA6104, G1805 & G1804 are fully accessible with single side approach to the bed, roll-in shower only.
- ★ Staterooms EE3396, EE3391, HH3431, HH3430, E2702, L2700, J2555, J2554, G2500, FF1964, FF1955, G1807 & G1806 are ambulatory accessible, roll-in shower only

SHIP SPECIFICATIONS & FACILITIES

- 1,432 Guests
- 604 Crew
- 61,214 Gross Tons
- 781 Feet Long
- 9 Guest Decks
- Wraparound Promenade Deck
- 6 Restaurants & Cafes
- 6 Entertainment Venues
- 7 Lounges/Bars
- 2 Outdoor Swimming Pools (one with sliding glass roof)
- Spa & Salon
- Fitness Center
- Suite Lounge
- Duty-free Shops
- Library/Internet Cafe
- Onboard Wi-Fi Access
- Casino
- Sport Courts

VERANDAH DECK
Staterooms 6100–6228

NAVIGATION DECK
Staterooms 7001–7088

LIDO DECK

SPORTS DECK

MS VOLENDAM
MS ZAANDAM*

DECK PLANS & STATEROOMS

The deck plans are colour-coded by category of stateroom, and the category letter precedes the room number in each room. All staterooms are equipped with flat-panel television, DVD player, telephone and multichannel music.

Important Note: Not all staterooms within each category have the same furniture configuration and/or facilities. Appropriate symbols within the rooms on the deck plans describe differences from the stateroom descriptions below.

VERANDAH SUITES

PS
Pinnacle Suite: Bedroom with 1 king-size bed, oversize whirlpool bath & shower, living room, dining room, dressing room, private verandah, pantry, 1 sofa bed for 2 persons, mini-bar, refrigerator, guest toilet, floor-to-ceiling windows.

SA SB
Neptune Suites: 2 lower beds convertible to 1 king-size bed, whirlpool bath & shower, large sitting area, dressing room, private verandah, 1 sofa bed for 2 persons, mini-bar, refrigerator, floor-to-ceiling windows.

A AA B BB BC
Vista Suites: 2 lower beds convertible to 1 queen-size bed, whirlpool bath & shower, sitting area, private verandah, mini-bar, refrigerator, floor-to-ceiling windows.

OCEAN-VIEW STATEROOMS

CA
Lanai: 2 lower beds convertible to 1 queen-size bed, shower. Sliding glass doors lead onto the walk-around Lower Promenade Deck.

C D
Large: 2 lower beds convertible to 1 queen-size bed, shower. For the *ms Zaandam*, these staterooms are bathtub & shower.

DA DD E EE F FF
Large: 2 lower beds convertible to 1 queen-size bed, bathtub & shower.

G H HH
Large: 2 lower beds convertible to 1 queen-size bed, bathtub & shower. All G-category staterooms have portholes. All H-category staterooms have partial sea views. All HH-category staterooms have fully obstructed views.

INTERIOR STATEROOMS

I J K L M MM N
Large: 2 lower beds convertible to 1 queen-size bed, shower.

* For the *ms Zaandam*, category CA, Lanai Staterooms are category D, Ocean-view Staterooms. Please visit hollandamerica.com for the *ms Zaandam* individual deck plan.

