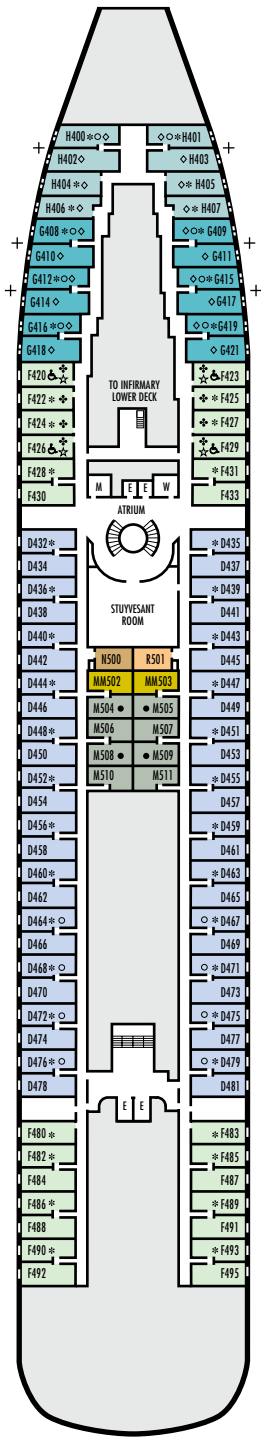
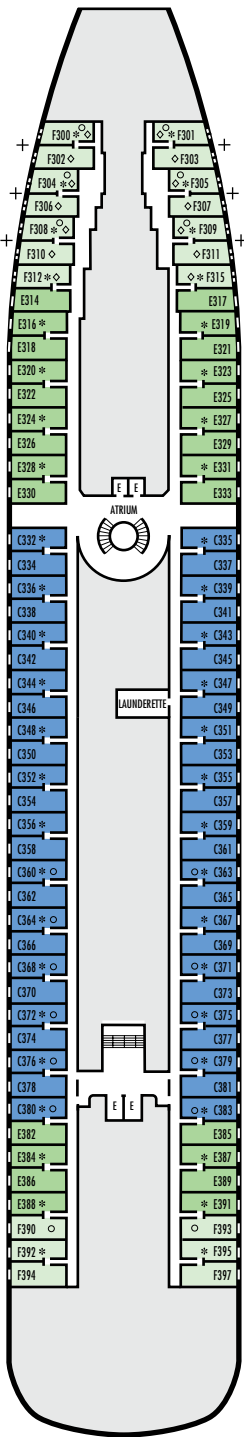



**DOLPHIN DECK**  
Staterooms 400–511



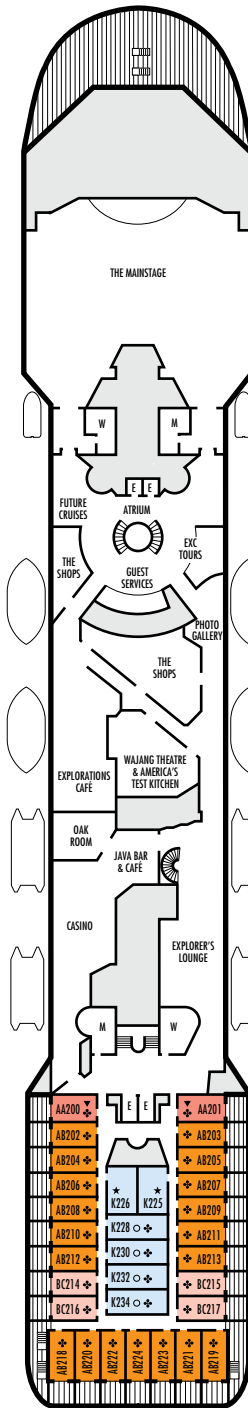
**MAIN DECK**  
Staterooms 300–397



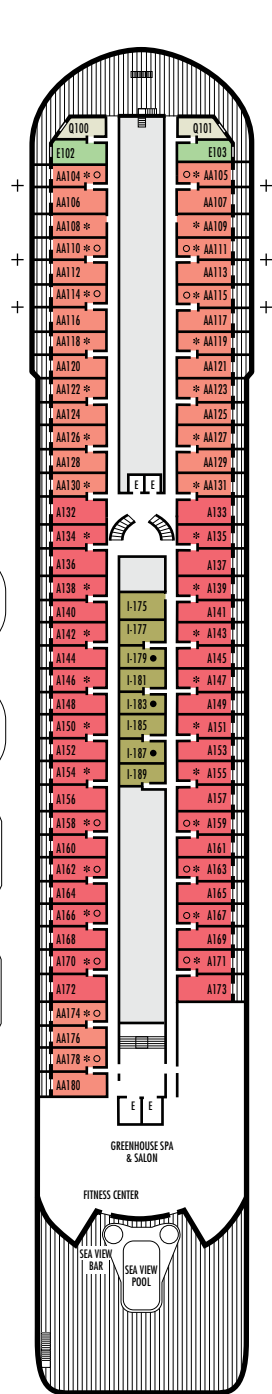
**LOWER PROMENADE DECK**  
Staterooms 250–286



**PROMENADE DECK**  
Staterooms 200–234



**UPPER PROMENADE DECK**  
Staterooms 100–189



**STATEROOM SYMBOL LEGEND**

- Triple (2 lower beds, 1 sofa bed)
- ★ 2 lower beds that do not convert to 1 king-size bed
- 1 king-size bed that does not convert to 2 lower beds
- △ Partial sea view
- + Connecting rooms through an adjoining private corridor
- \* Shower only
- Bathtub & shower
- ◆ These staterooms do not have walk-in closets
- ◇ These staterooms have portholes instead of windows

**ACCESSIBILITY STATEROOM SYMBOL LEGEND**

- ♿ Suites SS038 & SS039 are fully accessible, shower only & have walk-in closets. Staterooms F420, F423, F426 & F429 are fully accessible, roll-in shower only & do not have walk-in closets.
- ▼ Staterooms AA200 & AA201 are fully accessible with single side approach to the bed, roll-in shower only & do not have walk-in closets
- ★ Staterooms K225 & K226 are wheelchair accessible, roll-in shower only & have walk-in closets

**SHIP SPECIFICATIONS & FACILITIES**

- 835 Guests
- 499 Crew
- 38,100 Gross Tons
- 669 Feet Long
- 9 Guest Decks
- Wraparound Promenade Deck
- 7 Restaurants & Cafes
- 5 Entertainment Venues
- 5 Lounges/Bars
- 2 Outdoor Swimming Pools
- Spa & Salon
- Fitness Center
- Suite Lounge
- Duty-free Shops
- Library/Internet Cafe
- Onboard Wi-Fi Access
- Casino
- Sport Courts

**VERANDAH DECK**  
Suites 022-069

**LIDO DECK**  
Suites 010-021

**SPORTS DECK**  
Suites 001-009

**OBSERVATION DECK**

**MS PRINSENDAM**

**DECK PLANS & STATEROOMS**

The deck plans are colour-coded by category of stateroom, and the category letter precedes the stateroom number in each room. All staterooms are equipped with flat-panel television, DVD player, mini-bar, telephone and multichannel music.

**Important Note:** Not all staterooms within each category have the same furniture configuration and/or facilities. Appropriate symbols within the rooms on the deck plans describe differences from the stateroom descriptions below.

**VERANDAH SUITES**

**PS**

**Pinnacle Suite:** Bedroom with 1 king-size bed, walk-in closet, bath with ocean-view whirlpool tub, shower, living room, dining area, private verandah, refrigerator, 1 sofa bed for 1 person, floor-to-ceiling windows.

**SA SB**

**Neptune Suites:** 2 lower beds convertible to 1 king-size bed, walk-in closet, bath with tub & shower, two sinks, sitting area, private verandah, refrigerator, 1 sofa bed for 1 person, floor-to-ceiling windows.

**SS SY**

**Signature Suites:** 2 lower beds convertible to 1 king-size bed, walk-in closet, bath with tub & shower or shower only, two sinks, sitting area, private verandah, refrigerator, floor-to-ceiling windows.

**A AA AB BC**

**Vista Suites:** 2 lower beds convertible to 1 king-size bed, walk-in closet, bath with tub & shower or shower only, sitting area, private verandah, refrigerator, floor-to-ceiling windows.

**OCEAN-VIEW STATEROOMS**

**C D E F G H**

**Large:** 2 lower beds convertible to 1 king-size bed, walk-in closet, bathtub & shower or shower only.

**Q**

**Single:** 1 lower bed, walk-in closet, shower.

**INTERIOR STATEROOMS**

**I K M MM N**

**Standard:** 2 lower beds that do not convert to 1 king-size bed, walk-in closet, shower.

**R**

**Single:** 1 lower bed, walk-in closet, shower.

